



PARLIAMENT OF UGANDA

THE REPORT OF THE COMMITTEE ON BUDGET ON THE
APPROPRIATION BILL 2024

OFFICE OF THE CLERK TO PARLIAMENT
PARLIAMENT BUILDINGS
KAMPALA - UGANDA

May 2024

THE REPORT OF THE COMMITTEE ON BUDGET ON THE APPROPRIATION BILL 2024

1.0 INTRODUCTION

Rt. Hon. Speaker and Hon. Members, on 28th March 2024 the Appropriation Bill 2024 was read for the first time and subsequently referred to the Committee on Budget for consideration.

Rule 152 of the Rules of Procedure of Parliament provides for the procedure for Consideration of the Appropriation Bill as follows:

- 1) *The Budget Committee shall scrutinize the Appropriation Bill to ensure that the Schedule thereto contains the allocation as appropriated by the Committee of Supply.*
- 2) *The Committee shall present its report, not later than the 30th day of May each financial year.*

In accordance with Rule 152 (1) and (2) of the Rules of Procedure of Parliament, the committee considered the Bill and reports as follows;

1.1 METHODOLOGY

The Committee held consultative meetings with the Minister of Finance, Planning and Economic Development, and examined the Appropriation Bill to ascertain the consistency and accuracy of the estimates as indicated in the Schedule to the appropriation Bill against the Resolution by Parliament on the same.

1.2 OBJECT OF THE BILL

The object of the Bill is to provide for the authorization of public expenditure out of the Consolidated Fund a sum of thirty Trillion, three hundred fourteen billion, five hundred twelve million, and one hundred thousand shillings only, to meet the expenditure for the year ending 30th June, 2025 and to appropriate the Supplies granted.

2.0 LEGAL FRAMEWORK

Article 156 (1) provides that; "The heads of expenditure contained in the estimates, other than expenditure charged on the Consolidated Fund by this Constitution or any Act of Parliament, shall be included in a bill to be known as an Appropriation Bill which shall be introduced into Parliament to provide for the issue

from the Consolidated Fund of the sums necessary to meet that expenditure and the appropriation of those sums for the purposes specified in the bill."

Additionally under S. 14(1) of the Public Finance Management Act 2015, "Parliament shall, by the 31st day of May of each year, consider and approve the annual budget, work plans of Government for the next financial year, the Appropriation Bill and any other bills that may be necessary to implement the annual budget".

3.0 OBSERVATIONS OF THE COMMITTEE

Rt. Hon Speaker and Members,

Parliament on 16th of May 2024 considered and approved the estimates of expenditure of Government for the financial year 2024/25.

Subsequently, in accordance with Rule 152 (1) of the Rules of Procedure, the Committee examined each Vote together with its corresponding figure as indicated in the Schedule to the Bill and identified inconsistencies.

The Committee therefore recommends that the figures as allocated per Vote in the Schedule to the Bill should be replaced with the figures per Vote as Supplied by Parliament and contained in the Resolution of Parliament dated 16th May 2024 as attached.

4.0 CONCLUSION

The committee recommends that the Appropriation Bill 2024 be passed into law subject to the proposed amendments.

PROPOSED AMENDMENTS TO THE BILL

A. AMENDMENT OF CLAUSE 2. ISSUE OF MONEY OUT OF THE CONSOLIDATED FUND

Substitute for the entire clause the following;

"2. Issue of money out of the Consolidated Fund

The Treasury may issue out of the Consolidated Fund and apply towards the supply granted to the Government for the service of the year ending on the 30th June, 2025 the sum of **thirty four trillion, seven hundred forty nine billion, eight hundred ninety eight million, six hundred twenty two thousand** Shillings only.

B. AMENDMENT OF THE SCHEDULE

Replace the amounts in Column 2 of the Schedule of the Bill with the following Schedules A and B for Recurrent Expenditure and Development Expenditure respectively;

SUPPLY SCHEDULE A: RECURRENT BUDGET ESTIMATES FOR APPROPRIATION FY2024/25

Vote	Description	Amount (000')
001	Office of the President	259,316,948
002	State House	426,510,337
003	Office of the Prime Minister	111,994,628
004	Ministry of Defence	2,467,298,621
005	Ministry of Public Service	16,816,121
006	Ministry of Foreign Affairs	17,598,415
007	Ministry of Justice and Constitutional Affairs	92,409,340
008	Ministry of Finance, Planning and Economic Development	2,071,167,170
009	Ministry of Internal Affairs	45,404,001
010	Ministry of Agriculture, Animal Industry and Fisheries	43,092,921
011	Ministry of Local Government	20,402,710
012	Ministry of Lands, Housing & Urban Development	111,571,940
013	Ministry of Education and Sports	332,179,565
014	Ministry of Health	160,031,592
015	Ministry of Trade, Industry and Co-Operatives	126,617,384
016	Ministry of Works, and Transport	169,731,159
017	Ministry of Energy and Minerals	57,946,538
018	Ministry of Gender, Labour and Social Development	214,236,684
019	Ministry of Water and Environment	25,621,231
020	Ministry of Information, and Communications Technology	82,439,799
021	Ministry of East African Affairs	39,313,021
022	Ministry of Tourism, Wildlife and Antiquities	220,295,730
023	Ministry of Kampala Capital City and Metropolitan Affairs	934,011

Vote	Description	Amount (000')
109	Uganda National Meteorological Authority (UNMA)	12,142,240
110	Uganda Industrial Research Institute (UIRI)	17,646,020
111	National Curriculum Development Centre (NCDC)	22,209,331
112	Directorate of Ethics and Integrity(DEI)	7,447,559
113	Uganda National Roads Authority (UNRA)	92,212,442
114	Uganda Cancer Institute (UCI)	57,582,102
115	Uganda Heart Institute (UHI)	45,317,304
116	Uganda National Medical Stores	715,051,021
117	Uganda Tourism Board (UTB)	16,406,252
118	Uganda Road Fund (RF)	362,587,862
119	Uganda Registration Services Bureau (URSB)	43,837,567
120	National Citizenship and Immigration Control(NCIC)	149,681,452
121	Diary Development Authority (DDA)	7,406,783
122	Kampala Capital City Authority(KCCA)	211,275,747
123	National Lotteries and Gaming Regulatory Board	16,786,744
124	Equal Opportunities Commission	18,618,930
125	National Animal Genetic Resource Centre and Data Bank(NAGRC&DB)	20,397,978
126	National Information Technologies Authority	46,243,163
127	Uganda Virus Research Institute (UVRI)	6,517,337
128	Uganda National Examination Board (UNEB)	145,434,732
129	Financial Intelligence Authority (FIA)	34,848,665
132	Education Service Commission(ESC)	7,372,964
133	Directorate of Public Prosecution(DPP)	76,332,577

Vote	Description	Amount (000')
134	Health Service Commission(HSC)	10,332,261
135	Directorate of Government Analytical Laboratory (DGAL)	18,446,257
136	Uganda Export Promotion Board (UEPB)	10,527,248
137	National Identification and Registration Authority (NIRA)	100,316,607
138	Uganda Investment Authority (UIA)	10,604,771
139	Petroleum Authority of Uganda (PAU)	41,457,369
140	Capital Markets Authority	-
141	Uganda Revenue Authority (URA)	672,967,322
142	National Agricultural Research Organization(NARO)	60,085,985
143	Uganda Bureau of Statistics (UBOS)	134,845,145
144	Uganda Police	733,271,591
145	Uganda Prisons	312,900,318
146	Public Service Commission (PSC)	10,868,611
147	Local Government Finance Commission(LGFC)	9,334,968
148	Judicial Service Commission(JSC)	16,963,707
149	National Population Council	6,822,023
150	National Environment Management Authority (NEMA)	21,026,724
151	Uganda Blood Transfusion Service (UBTS)	26,736,366
152	National Agricultural Advisory Services (NAADS)	43,987,533
153	Public Procurement & Disposal of Assets (PPDA)	19,113,742
154	Uganda National Bureau of Standards (UNBS)	50,965,513
155	Cotton Development Organization	4,238,200
156	Uganda Land Commission (ULC)	7,070,102
157	National Forestry Authority(NFA)	20,090,958
158	Internal Security Organization (ISO)	207,984,785
159	External Security Organization (ESO)	115,255,144

Vote	Description	Amount (000')
160	Uganda Coffee Development Authority(UCDA)	63,620,755
161	Uganda Free Zones Authority	4,831,755
162	Uganda Microfinance Regulatory Authority	10,466,298
163	Uganda Retirements Benefits Regulatory Authority	15,381,657
164	National Council for Higher Education	15,891,289
165	Uganda Business and Technical Examination Board	31,529,180
166	National Council of Sports	178,684,172
167	Science, Technology and Innovation	317,742,939
301	Makerere University	340,375,803
302	Mbarara University	56,499,641
303	Makerere University Business School	121,853,176
304	Kyambogo University	131,616,555
305	Busitema University	51,895,729
306	Muni University	31,269,650
307	Kabale University	58,701,033
308	Soroti University	28,662,468
309	Gulu University	63,844,236
310	Lira University	34,420,104
311	Law Development Centre.	25,425,185
312	Uganda Management Institute	35,504,266
313	Mountains of the Moon University	38,842,219
401	Mulago National Referral Hospital	92,708,019
402	Butabika Hospital	17,515,837
	Sub total -Central Votes (Excl.Referrals and Missions)	13,679,781,851
	Referral Hospitals	
403	Arua Hospital	10,592,846
404	Fort Portal Hospital	11,654,071




Vote	Description	Amount (000')
405	Gulu Hospital	12,191,793
406	Hoima Hospital	11,309,247
407	Jinja Hospital	18,467,606
408	Kabale Hospital	11,077,010
409	Masaka Hospital	10,487,888
410	Mbale Hospital	17,694,131
411	Soroti Hospital	9,791,927
412	Lira Hospital	15,682,495
413	Mbarara Regional Hospital	16,559,583
414	Mubende Regional Referral Hospital	12,256,956
415	Moroto Regional Referral Hospital	10,943,300
416	Naguru Referral Hospital	11,824,457
417	Kiruddu Referral Hospital	25,160,483
418	Kawempe Referral Hospital	22,589,192
419	Entebbe Regional Referral Hospital	13,062,585
420	Mulago Specialized Women and Neonatal Hospital	27,646,183
421	Kayunga Referral Hospital	12,368,354
422	Yumbe Referral Hospital	11,429,317
	Sub total -Referral Hospitals	292,789,423
	Missions Abroad	-
501	Uganda Mission at the United Nations, New York	20,806,699
502	Uganda High Commission in the United Kingdom	11,840,947
503	Uganda High Commission in Canada , Ottawa	5,955,050
504	Uganda High Commission in India, New Delhi	7,677,777
505	Uganda High Commission in Kenya ,Nairobi	5,341,493
506	Uganda High Commission in Tanzania , Dar es Salaam	9,273,941
507	Uganda High Commission in Nigeria , Abuja	4,023,569

Vote	Description	Amount (000')
508	Uganda High Commission in South Africa , Pretoria	4,335,696
509	Uganda High Commission in Rwanda , Kigali	4,160,780
510	Uganda Embassy in the United States , Washington	13,265,682
511	Uganda Embassy in Egypt , Cairo	3,851,000
512	Uganda Embassy in Ethiopia, Addis Ababa	3,757,435
513	Uganda Embassy in China, Beijing	8,545,768
514	Uganda Embassy in Switzerland, Geneva	11,204,560
515	Uganda Embassy in Japan, Tokyo	5,443,851
516	Uganda Embassy in Saudi Arabia, Riyadh	6,691,718
517	Uganda Embassy in Denmark, Copenhagen	6,097,185
518	Uganda Embassy in Belgium, Brussels	4,569,280
519	Uganda Embassy in Italy, Rome	5,151,733
520	Uganda Embassy in DRC, Kinshasa	8,873,173
521	Uganda Embassy in Sudan, Khartoum	3,939,887
522	Uganda Embassy in France, Paris	10,557,520
523	Uganda Embassy in Germany, Berlin	8,350,468
524	Uganda Embassy in Iran, Tehran	3,690,254
525	Uganda Embassy in Russia, Moscow	4,098,792
526	Uganda Embassy in Australia, Canberra	5,062,683
527	Uganda Embassy in South Sudan, Juba	4,068,816
528	Uganda Embassy in United Arab Emirates, Abudhabi	11,697,326
529	Uganda Embassy in Burundi, Bujumbura	3,931,816
530	Uganda Consulate in China, Guangzhou	6,350,000







Vote	Description	Amount (000')
531	Uganda Embassy in Turkey, Ankara	9,877,949
532	Uganda Embassy in Somalia, Mogadishu	3,991,682
533	Uganda Embassy in Malaysia, Kuala Lumpur	8,682,632
534	Uganda Consulate in Kenya, Mombasa	9,306,488
535	Uganda Embassy in Algeria, Algiers	6,787,857
536	Uganda Embassy in Qatar, Doha	6,148,639
537	Uganda Mission in Havana, Cuba	3,451,001
538	Uganda Mission in Luanda, Angola	3,475,000
	Sub total -Missions Abroad	264,336,145
	Local Governments	
601	Arua city	40,679,880
602	Fort-Portal city	21,529,439
603	Gulu city	28,030,761
604	Hoima city	15,154,886
605	Jinja city	43,319,158
606	Lira city	30,495,727
607	Masaka city	30,239,526
608	Mbale city	39,177,649
609	Mbarara city	36,031,699
610	Soroti city	20,061,624
701	Apac Municipal Council	8,879,420
702	Bugiri Municipal Council	6,476,930
703	Bushenyi- Ishaka Municipal Council	13,604,742
704	Busia Municipal Council	8,671,010
705	Entebbe Municipal Council	15,990,314
706	Ibanda Municipal Council	16,424,644
707	Iganga Municipal Council	7,638,634
708	Kabale Municipal Council	17,668,817

Vote	Description	Amount (000')
709	Kamuli Municipal Council	8,644,074
710	Kapchorwa Municipal Council	10,801,134
711	Kasese Municipal Council	16,156,203
712	Kira Municipal Council	24,906,066
713	Kisoro Municipal Council	5,469,632
714	Kitgum Municipal Council	8,704,093
715	Koboko Municipal Council	9,574,409
716	Kotido Municipal Council	8,271,209
717	Kumi Municipal Council	8,752,171
718	Lugazi Municipal Council	9,216,042
719	Makindye-Ssabagabo Municipal Council	16,295,026
720	Masindi Municipal Council	12,060,528
721	Mityana Municipal Council	12,404,016
722	Moroto Municipal Council	6,643,756
723	Mubende Municipal Council	12,487,408
724	Mukono Municipal Council	21,545,205
725	Nansana Municipal Council	26,304,364
726	Nebbi Municipal Council	6,020,976
727	Njeru Municipal Council	15,000,089
728	Ntungamo Municipal Council	6,226,394
729	Rukungiri Municipal Council	12,132,708
730	Sheema Municipal Council	15,643,023
731	Tororo Municipal Council	11,894,459
801	Abim District	20,657,194
802	Adjumani District	36,860,992
803	Agago District	32,872,323
804	Alebtong District	25,478,984
805	Amolatar District	23,109,607
806	Amudat District	11,210,637
807	Amuria District	25,200,826
808	Amuru District	20,892,676


Vote	Description	Amount (000')
809	Apac District	23,367,459
810	Arua District	18,397,332
811	Budaka District	30,127,960
812	Bududa District	32,553,055
813	Bugiri District	37,760,117
814	Bugweri District	22,934,160
815	Buhweju District	18,395,462
816	Buikwe District	27,012,841
817	Bukedea District	31,487,669
818	Bukomansimbi District	20,244,423
819	Bukwo District	27,562,719
820	Bulambuli District	28,195,238
821	Buliisa District	14,678,016
822	Bundibugyo District	35,081,962
823	Bunyangabu District	24,130,668
824	Bushenyi District	32,544,724
825	Busia District	39,104,258
826	Butaleja District	36,872,757
827	Butambala District	29,981,750
828	Butebo District	18,866,234
829	Buvuma District	15,011,553
830	Buyende District	25,292,570
831	Dokolo District	25,388,251
832	Gomba District	22,516,206
833	Gulu District	20,192,982
834	Hoima District	22,481,719
835	Ibanda District	26,593,089
836	Iganga District	40,213,822
837	Isingiro District	56,094,419
838	Jinja District	37,533,316
839	Kaabong District	17,947,269








Vote	Description	Amount (000')
840	Kabale District	37,399,826
841	Kabarole District	21,319,848
842	Kaberaido District	19,689,342
843	Kagadi District	36,663,965
844	Kakumiro District	29,519,780
845	Kalaki District	16,394,928
846	Kalangala District	16,280,359
847	Kaliro District	31,192,217
848	Kalungu District	28,705,355
849	Kamuli District	51,729,233
850	Kamwenge District	31,450,402
851	Kanungu District	47,210,678
852	Kapchorwa District	22,472,086
853	Kapelebyong District	13,744,848
854	Karenga District	13,909,050
855	Kasanda District	28,245,777
856	Kasese District	80,380,999
857	Katakwi District	28,861,256
858	Kayunga District	41,896,345
859	Kazo District	20,137,172
860	Kibaale District	19,010,095
861	Kiboga District	28,460,752
862	Kibuku District	25,814,730
863	Kikuube District	23,999,082
864	Kiruhura District	23,163,054
865	Kiryandongo District	29,247,390
866	Kisoro District	44,588,685
867	Kitagwenda District	20,597,571
868	Kitgum District	26,468,995
869	Koboko District	22,845,140
870	Kole District	28,306,987

Vote	Description	Amount (000')
871	Kotido District	13,536,892
872	Kumi District	32,287,740
873	Kwania District	22,848,049
874	Kween District	23,483,046
875	Kyankwanzi District	27,184,881
876	Kyegegwa District	30,023,121
877	Kyenjojo District	41,375,555
878	Kyotera District	38,098,598
879	Lamwo District	20,772,321
880	Lira District	25,977,029
881	Luuka District	30,193,940
882	Luwero District	76,754,416
883	Lwengo District	31,951,654
884	Lyantonde District	21,651,622
885	Madi-Okollo District	18,292,316
886	Manafwa District	30,930,306
887	Maracha District	27,861,236
888	Masaka District	14,479,506
889	Masindi District	24,850,064
890	Mayuge District	47,435,948
891	Mbale District	42,274,528
892	Mbarara District	26,666,135
893	Mitooma District	31,888,113
894	Mityana District	33,002,871
895	Moroto District	14,769,025
896	Moyo District	24,665,090
897	Mpigi District	32,393,353
898	Mubende District	28,702,368
899	Mukono District	54,266,193
900	Nabilatuk District	10,830,654
901	Nakapiripirit District	12,968,813



Vote	Description	Amount (000')
902	Nakaseke District	39,192,914
903	Nakasongola District	31,339,971
904	Namayingo District	24,254,473
905	Namisindwa District	31,271,520
906	Namutumba District	33,601,552
907	Napak District	18,335,569
908	Nebbi District	31,604,472
909	Ngora District	22,787,323
910	Ntoroko District	16,176,344
911	Ntungamo District	60,306,124
912	Nwoya District	22,660,361
913	Obongi District	13,625,732
914	Omoro District	26,662,006
915	Otuke District	20,100,789
916	Oyam District	40,233,515
917	Pader District	30,440,385
918	Pakwach District	22,888,083
919	Pallisa District	36,368,211
920	Rakai District	39,855,468
921	Rubanda District	30,627,663
922	Rubirizi District	23,403,496
923	Rukiga District	21,899,306
924	Rukungiri District	44,810,975
925	Rwampara District	21,596,061
926	Sembabule District	33,249,059
927	Serere District	35,784,457
928	Sheema District	31,378,544
929	Sironko District	35,653,624
930	Soroti District	23,848,786
931	Terego District	23,871,940
932	Tororo District	62,770,877

Vote	Description	Amount (000')
933	Wakiso District	89,631,278
934	Yumbe District	47,722,044
935	Zombo District	28,208,333
600	Sub-total - Local Governments	4,678,357,676
	TOTAL - RECURRENT	18,915,265,094

SUPPLY SCHEDULE B - DEVELOPMENT BUDGET ESTIMATES FOR APPROPRIATION FY2024/25

Vote	Description	Amount (000')
001	Office of the President	20,124,000
002	State House	21,722,000
003	Office of the Prime Minister	3,470,400
004	Ministry of Defence	2,126,713,395
005	Ministry of Public Service	1,748,114
006	Ministry of Foreign Affairs	3,883,145
007	Ministry of Justice and Constitutional Affairs	8,636,000
008	Ministry of Finance, Planning and Economic Development	596,604,924
009	Ministry of Internal Affairs	690,880
010	Ministry of Agriculture, Animal Industry and Fisheries	1,157,999,770
011	Ministry of Local Government	191,364,443
012	Ministry of Lands, Housing & Urban Development	144,646,216
013	Ministry of Education and Sports	524,688,974
014	Ministry of Health	1,245,034,414
015	Ministry of Trade, Industry and Co-Operatives	4,818,888
016	Ministry of Works, and Transport	1,944,640,306

Vote	Description	Amount (000')
017	Ministry of Energy and Minerals	1,459,632,782
018	Ministry of Gender, Labour and Social Development	211,582,331
019	Ministry of Water and Environment	1,032,065,814
020	Ministry of Information, and Communications Technology	573,606
021	Ministry of East African Affairs	92,915
022	Ministry of Tourism, Wildlife and Antiquities	43,276,000
023	Ministry of Kampala Capital City and Metropolitan Affairs	449,401,722
101	Judiciary	63,009,500
102	Electoral Commission(EC)	65,409,000
103	Inspector General of Government's Office(IGG)	31,057,181
104	Parliamentary Commission(PARL)	48,211,900
105	Law Reform Commission(LRC)	378,011
106	Uganda Human Rights Commission (UHRC)	477,971
107	Uganda Aids Commission (UAC)	557,370
108	National Planning Authority(NPA)	10,813,050
109	Uganda National Meteorological Authority (UNMA)	263,398
110	Uganda Industrial Research Institute (UIRI)	2,915,290
111	National Curriculum Development Centre (NCDC)	450,000
112	Directorate of Ethics and Integrity(DEI)	64,770
113	Uganda National Roads Authority (UNRA)	1,760,350,338
114	Uganda Cancer Institute (UCI)	71,148,960
115	Uganda Heart Institute (UHI)	100,839,776
116	Uganda National Medical Stores	5,986,786
117	Uganda Tourism Board (UTB)	43,180
119	Uganda Registration Services Bureau (URSB)	1,320,300
120	National Citizenship and Immigration Control(NCIC)	3,460,538

Vote	Description	Amount (000')
121	Diary Development Authority (DDA)	2,487,168
122	Kampala Capital City Authority(KCCA)	485,818,399
124	Equal Opportunities Commission	194,400
125	National Animal Genetic Resource Centre and Data Bank(NAGRC&DB)	28,359,937
126	National Information Technologies Authority	162,541,676
128	Uganda National Examination Board (UNEB)	11,544,000
129	Financial Intelligence Authority (FIA)	656,100
131	Office of the Auditor General (OAG)	759,968
132	Education Service Commission(ESC)	2,192,769
133	Directorate of Public Prosecution(DPP)	17,336,749
134	Health Service Commission(HSC)	47,520
135	Directorate of Government Analytical Laboratory (DGAL)	22,734,546
136	Uganda Export Promotion Board (UEPB)	33,300
137	National Identification and Registration Authority (NIRA)	86,295,400
138	Uganda Investment Authority (UIA)	156,082,126
139	Petroleum Authority of Uganda (PAU)	11,568,786
141	Uganda Revenue Authority (URA)	57,368,000
142	National Agricultural Research Organization(NARO)	35,049,583
143	Uganda Bureau of Statistics (UBOS)	12,360,000
144	Uganda Police	164,261,000
145	Uganda Prisons	32,862,351
146	Public Service Commission (PSC)	90
147	Local Government Finance Commission(LGFC)	360,000
148	Judicial Service Commission(JSC)	2,496,310

Vote	Description	Amount (000')
149	National Population Council	104,150
150	National Environment Management Authority (NEMA)	5,530,148
151	Uganda Blood Transfusion Service (UBTS)	1,674,302
152	National Agricultural Advisory Services (NAADS)	639,064
153	Public Procurement & Disposal of Assets (PPDA)	1,295,400
154	Uganda National Bureau of Standards (UNBS)	4,545,900
155	Cotton Development Organization	270,000
156	Uganda Land Commission (ULC)	16,920,000
157	National Forestry Authority(NFA)	53,203,692
158	Internal Security Organization (ISO)	10,680,000
159	External Security Organization (ESO)	32,002,960
160	Uganda Coffee Development Authority(UCDA)	3,321,274
161	Uganda Free Zones Authority	2,335,606
162	Uganda Microfinance Regulatory Authority	215,900
165	Uganda Business and Technical Examination Board	2,867,169
166	National Council of Sports	103,850,000
167	Science, Technology and Innovation	2,998,100
301	Makerere University	13,835,429
302	Mbarara University	3,862,843
303	Makerere University Business School	1,912,977
304	Kyambogo University	3,320,992
305	Busitema University	5,383,896
306	Muni University	4,276,800
307	Kabale University	2,327,911
308	Soroti University	10,128,600
309	Gulu University	7,043,350
310	Lira University	4,553,123
311	Law Development Centre.	4,050,000

Vote	Description	Amount (000')
313	Mountains of the Moon University	2,006,435
401	Mulago National Referral Hospital	12,339,276
402	Butabika Hospital	2,262,036
	Sub total -Central Votes (Excl.Referrals and Missions)	14,973,335,870
	Referral Hospitals	
403	Arua Hospital	108,000
404	Fort Portal Hospital	109,811
405	Gulu Hospital	108,000
406	Hoima Hospital	108,000
407	Jinja Hospital	116,276
408	Kabale Hospital	108,000
409	Masaka Hospital	108,000
410	Mbale Hospital	5,109,395
411	Soroti Hospital	108,000
412	Lira Hospital	108,000
413	Mbarara Regional Hospital	108,000
414	Mubende Regional Referral Hospital	142,102
415	Moroto Regional Referral Hospital	108,000
416	Naguru Referral Hospital	216,000
417	Kiruddu Referral Hospital	1,377,000
418	Kawempe Referral Hospital	810,000
419	Entebbe Regional Referral Hospital	810,000
420	Mulago Specialized Women and Neonatal Hospital	2,041,200
	Sub total -Referral Hospitals	11,703,784
	Missions Abroad	
501	Uganda Mission at the United Nations, New York	-
502	Uganda High Commission in the United Kingdom	2,901,918
503	Uganda High Commission in Canada , Ottawa	9,700,000
504	Uganda High Commission in India, New Delhi	-

Vote	Description	Amount (000')
505	Uganda High Commission in Kenya ,Nairobi	-
506	Uganda High Commission in Tanzania , Dar es Salaam	7,400,000
507	Uganda High Commission in Nigeria , Abuja	-
508	Uganda High Commission in South Africa , Pretoria	-
509	Uganda High Commission in Rwanda , Kigali	775,000
510	Uganda Embassy in the United States , Washington	2,587,307
511	Uganda Embassy in Egypt , Cairo	-
512	Uganda Embassy in Ethiopia, Addis Ababa	500,000
513	Uganda Embassy in China, Beijing	250,000
514	Uganda Embassy in Switzerland, Geneva	200,000
515	Uganda Embassy in Japan, Tokyo	-
516	Uganda Embassy in Saudi Arabia, Riyadh	200,000
517	Uganda Embassy in Denmark, Copenhagen	500,000
518	Uganda Embassy in Belgium, Brussels	2,200,000
519	Uganda Embassy in Italy, Rome	300,000
520	Uganda Embassy in DRC, Kinshasa	1,950,000
521	Uganda Embassy in Sudan, Khartoum	-
522	Uganda Embassy in France, Paris	-
523	Uganda Embassy in Germany, Berlin	-
524	Uganda Embassy in Iran, Tehran	-
525	Uganda Embassy in Russia, Moscow	-
526	Uganda Embassy in Australia, Canberra	-
527	Uganda Embassy in South Sudan, Juba	1,050,000

Vote	Description	Amount (000')
528	Uganda Embassy in United Arab Emirates, Abudhabi	10,790,000
529	Uganda Embassy in Burundi, Bujumbura	490,000
530	Uganda Consulate in China, Guangzhou	14,043,680
531	Uganda Embassy in Turkey, Ankara	-
532	Uganda Embassy in Somalia, Mogadishu	2,771,164
533	Uganda Embassy in Malaysia, Kuala Lumpur	-
534	Uganda Consulate in Kenya, Mombasa	4,390,000
535	Uganda Embassy in Algeria, Algiers	-
536	Uganda Embassy in Qatar, Doha	390,000
537	Uganda Mission in Havana, Cuba	-
538	Uganda Mission in Luanda, Angola	-
	Sub total -Missions Abroad	63,389,068
	Local Governments	
601	Arua city	4,257,839
602	Fort-Portal city	6,334,764
603	Gulu city	6,022,534
604	Hoima city	4,472,429
605	Jinja city	7,884,358
606	Lira city	4,615,413
607	Masaka city	10,038,947
608	Mbale city	6,140,296
609	Mbarara city	14,436,983
610	Soroti city	2,971,183
701	Apac Municipal Council	5,371,776
702	Bugiri Municipal Council	673,734
703	Bushenyi- Ishaka Municipal Council	847,966
704	Busia Municipal Council	2,360,688
705	Entebbe Municipal Council	11,360,922
706	Ibanda Municipal Council	1,047,711

Vote	Description	Amount (000')
707	Iganga Municipal Council	635,023
708	Kabale Municipal Council	2,184,771
709	Kamuli Municipal Council	2,238,353
710	Kapchorwa Municipal Council	801,696
711	Kasese Municipal Council	3,374,618
712	Kira Municipal Council	8,411,400
713	Kisoro Municipal Council	406,243
714	Kitgum Municipal Council	2,331,982
715	Koboko Municipal Council	529,160
716	Kotido Municipal Council	629,284
717	Kumi Municipal Council	807,186
718	Lugazi Municipal Council	2,914,388
719	Makindye-Ssabagabo Municipal Council	16,046,686
720	Masindi Municipal Council	1,454,635
721	Mityana Municipal Council	1,387,188
722	Moroto Municipal Council	748,299
723	Mubende Municipal Council	5,462,294
724	Mukono Municipal Council	6,401,991
725	Nansana Municipal Council	10,505,394
726	Nebbi Municipal Council	311,301
727	Njeru Municipal Council	829,909
728	Ntungamo Municipal Council	1,910,156
729	Rukungiri Municipal Council	1,059,681
730	Sheema Municipal Council	2,851,608
731	Tororo Municipal Council	3,528,439
801	Abim District	9,056,849
802	Adjumani District	5,061,382
803	Agago District	5,086,284
804	Alebtong District	3,621,037
805	Amolatar District	7,144,543
806	Amudat District	2,946,471
807	Amuria District	9,513,880
808	Amuru District	3,599,489
809	Apac District	2,394,342
810	Arua District	3,190,840
811	Budaka District	5,310,694

Vote	Description	Amount (000')
812	Bududa District	3,903,759
813	Bugiri District	6,732,401
814	Bugweri District	2,879,922
815	Buhweju District	6,931,990
816	Buikwe District	1,996,206
817	Bukedea District	5,081,784
818	Bukomansimbi District	1,608,998
819	Bukwo District	1,628,696
820	Bulambuli District	6,624,913
821	Buliisa District	2,014,563
822	Bundibugyo District	4,633,475
823	Bunyangabu District	3,795,787
824	Bushenyi District	2,860,294
825	Busia District	4,956,577
826	Butaleja District	4,133,370
827	Butambala District	4,156,702
828	Butebo District	3,104,116
829	Buvuma District	2,819,974
830	Buyende District	6,908,102
831	Dokolo District	2,441,613
832	Gomba District	2,921,468
833	Gulu District	5,204,240
834	Hoima District	4,255,598
835	Ibanda District	7,545,104
836	Iganga District	4,079,681
837	Isingiro District	9,416,877
838	Jinja District	3,116,502
839	Kaabong District	2,004,293
840	Kabale District	2,813,724
841	Kabarole District	3,411,583
842	Kaberamaido District	5,214,496
843	Kagadi District	5,174,031
844	Kakumiro District	9,009,194
845	Kalaki District	2,942,249
846	Kalangala District	1,321,702
847	Kaliro District	4,731,459
848	Kalungu District	3,594,297

Vote	Description	Amount (000')
849	Kamuli District	9,294,589
850	Kamwenge District	5,106,892
851	Kanungu District	6,153,676
852	Kapchorwa District	1,790,475
853	Kapelebyong District	4,186,932
854	Karenga District	2,540,910
855	Kasanda District	10,750,050
856	Kasese District	7,518,684
857	Katakwi District	5,716,721
858	Kayunga District	7,805,137
859	Kazo District	7,725,674
860	Kibaale District	7,254,610
861	Kiboga District	5,224,981
862	Kibuku District	4,116,911
863	Kikuube District	3,758,385
864	Kiruhura District	3,866,206
865	Kiryandongo District	4,506,327
866	Kisoro District	5,272,352
867	Kitagwenda District	2,165,239
868	Kitgum District	3,085,928
869	Koboko District	2,315,301
870	Kole District	3,574,801
871	Kotido District	2,416,269
872	Kumi District	6,068,043
873	Kwania District	2,956,241
874	Kween District	2,501,053
875	Kyankwanzi District	5,022,485
876	Kyegegwa District	6,761,447
877	Kyenjojo District	5,675,220
878	Kyotera District	3,579,392
879	Lamwo District	3,036,906
880	Lira District	3,674,946
881	Luuka District	3,271,477
882	Luwero District	6,078,216
883	Lwengo District	6,840,262
884	Lyantonde District	1,743,388
885	Madi-Okollo District	2,513,735

Vote	Description	Amount (000')
886	Manafwa District	7,328,008
887	Maracha District	3,441,331
888	Masaka District	3,471,050
889	Masindi District	4,882,502
890	Mayuge District	6,068,543
891	Mbale District	6,429,337
892	Mbarara District	3,641,820
893	Mitooma District	9,052,297
894	Mityana District	6,682,495
895	Moroto District	1,658,849
896	Moyo District	1,922,204
897	Mpigi District	3,477,355
898	Mubende District	6,691,743
899	Mukono District	3,766,672
900	Nabilatuk District	4,343,422
901	Nakapiripirit District	3,016,472
902	Nakaseke District	5,835,018
903	Nakasongola District	2,548,615
904	Namayingo District	4,536,596
905	Namisindwa District	4,918,709
906	Namutumba District	3,981,161
907	Napak District	3,807,077
908	Nebbi District	4,970,272
909	Ngora District	2,806,306
910	Ntoroko District	1,758,026
911	Ntungamo District	7,940,925
912	Nwoya District	5,490,899
913	Obongi District	1,649,499
914	Omoro District	2,603,313
915	Otuke District	2,577,067
916	Oyam District	6,868,886
917	Pader District	3,127,341
918	Pakwach District	2,692,356
919	Pallisa District	4,682,708
920	Rakai District	3,493,436
921	Rubanda District	5,950,433
922	Rubirizi District	3,411,704