

BILLS SUPPLEMENT

to the Uganda Gazette No. 22 Volume CIX dated 1st April, 2016.

Printed by UPPC, Entebbe by Order of the Government.

Bill No. 9

Appropriation Bill

2016

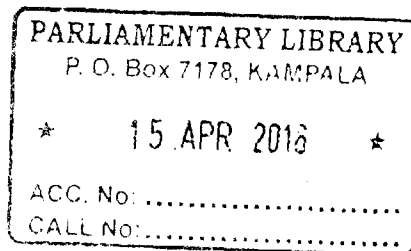
THE APPROPRIATION BILL, 2016.


MEMORANDUM.

The object of this Bill is to provide for the authorisation of public expenditure from the Consolidated Fund of a sum of seventeen trillion, seven hundred ten billion, nine hundred ninety nine million, and eight hundred thirty four thousand shillings for the financial year ending on 30th June, 2017.

MATIA KASAJJA, (MP)

Minister of Finance, Planning and Economic Development.





A Bill for an Act

ENTITLED

THE APPROPRIATION ACT, 2016.

An Act to apply a sum of seventeen trillion, seven hundred ten billion, nine hundred ninty nine million, and eight hundred thirty four thousand shillings out of the Consolidated Fund to the service of the year ending on the 30th June 2017 and to appropriate the supplies granted.

BE IT ENACTED by Parliament as follows:

1. Commencement.

This Act shall come into force on the 1st day of July, 2016.

2. Issue of money out of the Consolidated Fund.

The Treasury may issue out of the Consolidated Fund and apply towards the supply granted to the Government for the service of the year ending on the 30th June, 2017, the sum of seventeen trillion, seven hundred ten billion, nine hundred ninty nine million, and eight hundred thirty four thousand shillings.

3. Appropriation.

The sums granted by this Act shall be appropriated for the services and purposes and in the amounts specified in columns 1 and 2 of the Schedule to this Act.

4. Expiry of appropriations.

(1) Any part of the sums granted by section 2 of this Act which has been, or is issued from the consolidated Fund on or before the 30th day of June, 2017 shall expire and cease to have any effect at 'the close of the financial year for which it is made.

(2) A vote that does not expend money that was appropriated to the vote for the financial year shall at the close of the financial year, repay the money to the Consolidated Fund in accordance with Section 17 of the Public Finance Management Act, 2015 Act No. 3 of 2015.

SCHEDULE

COLUMN 1	COLUMN 2
<i>Vote No.</i>	<i>Supply</i>
	<i>Shs. '000</i>
RECURRENT EXPENDITURE	
001. The amount required in the year ending on 30th June, 2017, for Recurrent Expenditure on salaries and expenses under the Headquarters, Departments of Monitoring and Evaluation, Monitoring and Inspection, Information, Cabinet Secretariat, Internal Security Organisation (ISO) under the Office of the President	99,490,676
002. The amount required in the year ending on 30th June, 2017, for Recurrent Expenditure on salaries and other expenses on State House	238,941,871
003. The amount required in the year ending on 30th June, 2017, for Recurrent Expenditure on salaries, expenses under the office of the Prime Minister, Finance and Administration, Coordination and Monitoring, Pacification and Special Programmes, Disaster Management and Refugees, Luwero Triangle and Karamoja Headquarters under the Office of the Prime Minister	62,642,409
004. The amount required in the year ending on 30th June, 2017, for Recurrent Expenditure on salaries and other expenses in the Office of the Minister of Defence Headquarters, UPDF Land Forces and UPDF Airforce under the Ministry of Defence... ..	810,020,329

SCHEDULE—*continued*

COLUMN 1	COLUMN 2
<i>Vote No.</i>	<i>Supply</i>
	<i>Shs. '000</i>
005. The amount required in the year ending on 30th June, 2017, for Recurrent Expenditure on salaries, expenses of the Headquarters, Human Resources Development, Personnel Management, Administrative Reform, Management Services, Records and Information Management, Compensation Department and the Directorate of Civil Service Inspectorate under the Ministry of Public Service	19,191,354
006. The amount required in the year ending on 30th June, 2017, for Recurrent Expenditure on salaries and expenses under Finance and Administration, Protocol and Consular, Planning Unit, Resource Centre, EAC and Ring States, Namera, African Union, Europe, Asia and Pacific, Americas and Caribbean and Multilateral Organisations under the Office of the Minister of Foreign Affairs	30,696,139
007. The amount required in the year ending on 30th June, 2017, for Recurrent Expenditure on salaries and other expenses in the Ministry of Justice and Constitutional Affairs Headquarters, Civil Litigation, First Parliamentary Counsel, Legal Advisory Services, Registrar-General, Law Council and Administrator-General	41,024,956
008. The amount required in the year ending on 30th June, 2017, for Recurrent Expenditure on salaries and other expenses of the Office of the Minister, Public Administration, Tax Policy Department, Aid Liaison, Financial Management Services, Treasury Services, Uganda Computer Services, Macro-Economic Policy Department, Economic Development Policy and Research Department, Inspectorate and Internal Audit, Budget Policy and Evaluation Department, Infrastructure and Social Services Department, the Technical and Advisory Services, Treasury Advisory Services, Inspection and Internal Audit Department, Investment and Private Sector Development Department under the Ministry of Finance, Planning and Economic Development	124,528,772
009. The amount required in the year ending on 30th June, 2017, for Recurrent Expenditure on salaries and other expenses of the Ministry of Internal Affairs Headquarters, Immigration, and Restructuring Contingency falling under the control of the responsible Minister	9,594,801
010. The amount required in the year ending on 30th June, 2017, for Recurrent Expenditure on salaries and other expenses in the Headquarters, Directorate of Crop Resources, Farm Development Department, Crop Protection Department, Crop Production Department, Directorate of Animal Resources, Animal Production Department, Directorate of Agriculture Extension Services and Department of Agricultural Extension and Skills management, Agricultural Investment and Enterprise Livestock Health and Entomology, Fisheries Resources Department, and Department of Planning falling under the Ministry of Agriculture, Animal Industry and Fisheries	37,555,356

SCHEDULE—continued

COLUMN 1	COLUMN 2
<i>Vote No.</i>	<i>Supply</i>
	<i>Shs.'000</i>
011. The amount required in the year ending on 30th June, 2017, for Recurrent Expenditure on salaries and other Expenses in the Ministry of Local Government, Office of the Minister, Directorate of Local Government Administration and Inspection, Decentralisation Secretariat, Development Analysis Unit, Resource Centre and Policy Analysis Unit falling under the control of the responsible Minister ...	16,105,211
012. The amount required in the year ending on 30th June, 2017, for Recurrent Expenditure on salaries and other expenses under the Ministry of Lands, Housing and Urban Development, Office of the Minister, Finance and Administration, Physical Planning, Land Valuation and Registration, Directorate of Lands and Human Settlement, Planning and Quality Assurance, Lands and Surveys, falling under the control of the responsible Minister ...	19,700,080
013. The amount required in the year ending on 30th June, 2017, for Recurrent Expenditure on salaries and other expenses of the Ministry of Education, Science, Technology and Sports Headquarters, Pre-primary and Primary Education, Secondary Education, Teacher Education, Business, Technical and Vocational Education, Special Education and Career Guidance, Higher Education, Education Planning, and Education Standards Agency falling under the control of the responsible Minister	133,083,498
014. The amount required in the year ending on 30th June, 2017, for Recurrent Expenditure on salaries and other expenses of the Ministry of Health Headquarters, Planning, Quality Assurance, Community Health, Research Institutions, Joint Clinical Research Centre, Clinical Services and National Disease Control falling under the control of the responsible Minister ...	53,118,629
015. The amount required in the year ending on 30th June, 2017, for Recurrent Expenditure on salaries and other expenses under the Ministry of Trade, Industry and Cooperatives Headquarters, External Trade, Internal Trade, Trade and Economic Affairs Department, Industry and Technology Department, Standards and Inspectorate Departments falling under the control of the responsible Minister ...	12,459,199
016. The amount required in the year ending on 30th June, 2017, for Recurrent Expenditure on salaries and other expenses in the Ministry of Works and Transport Headquarters, Road Maintenance and Construction, Quality Assurance, Building, Transport Planning and Transport Regulations falling under the control of the responsible Minister...	37,645,992

SCHEDULE—continued

COLUMN 1	COLUMN 2
<i>Vote No.</i>	<i>Supply</i>
	<i>Shs. '000</i>
017. The amount required in the year ending on 30th June, 2017, for Recurrent Expenditure on salaries and other expenses under the Ministry of Energy and Minerals Development Headquarters, the Departments of Planning, Energy, Petroleum exploration, Geology, Survey and Mining falling under the control of the Responsible Minister	8,261,190
018. The amount required in the year ending on 30th June, 2017, for Recurrent Expenditure on salaries and other expenses under the Ministry of Gender, Labour and Social Development Headquarters, Planning Department, Gender and Community Development, Literacy and Special Programmes, Poverty Eradication and Economic Rights, Civil Rights and Culture, Labour and Industrial Relations and Labour Inspection falling under the control of the responsible Minister ...	22,665,667
019. The amount required in the year ending on 30th June, 2017, for Recurrent Expenditure on salaries and other expenses for the Ministry of Water and Environment, Urban Water Supply, Rural Water Supply, Environment Affairs and Meteorology, Finance and Administration, Planning and Quality Assurance, Water Resource Management falling under the control of the Responsible Minister... ..	13,573,887
020. The amount required in the year ending on 30th June, 2017, for Recurrent Expenditure on salaries and other expenses for the Ministry of Information and Communication Technology Headquarters, Communication and Information Technology... ..	6,700,621
021. The amount required in the year ending on 30th June, 2017, for Recurrent Expenditure on salaries and expenses under the Ministry of East African Community Affairs Headquarters	26,850,089
022. The amount required in the year ending on 30th June, 2017, for Recurrent Expenditure on salaries and other expenses under the Ministry of Tourism, Wildlife and Antiquities Headquarters, Tourism, Museums and Monuments, Directorate of Tourism, Wildlife Conservation, Museums, Wildlife and Antiquities Departments falling under the control of the responsible Minister	77,175,837
109. The amount required in the year ending on 30th June, 2017, for Recurrent Expenditure on salaries and other expenses for the Law Development Centre	9,167,485
110. The amount required in the year ending on 30th June, 2017, for Recurrent Expenditure on salaries and other expenses for the Uganda Industrial Research Institute	5,982,602
111. The amount required in the year ending on 30th June, 2017, for Recurrent Expenditure on salaries and other expenses of Administration and General expenses, of Busitema University ...	28,942,458

SCHEDULE—continued

COLUMN 1	COLUMN 2
<i>Vote No.</i>	<i>Supply</i>
	<i>Shs.'000</i>
112. The amount required in the year ending on 30th June, 2017, for Recurrent Expenditure on salaries and other expenses for the Directorate of Ethics and Integrity	5,253,977
113. The amount required in the year ending on 30th June, 2017, for Recurrent Expenditure on salaries and other expenses for the Uganda National Roads Authority	80,892,540
114. The amount required in the year ending on 30th June, 2017, for Recurrent Expenditure on salaries and other expenses for the Uganda Cancer Institute	5,847,411
115. The amount required in the year ending on 30th June, 2017, for Recurrent Expenditure on salaries and other expenses for the Uganda Heart Institute	13,281,147
116. The amount required in the year ending on 30th June, 2017, for Recurrent Expenditure on salaries and other expenses for the National Medical Stores	228,614,467
117. The amount required in the year ending on 30th June, 2017, for Recurrent Expenditure on salaries and other expenses for the Uganda Tourism Board	11,260,155
118. The amount required in the year ending on 30th June, 2017, for Recurrent Expenditure on road maintenance salaries and other expenses for the Uganda Road Fund... ..	417,840,492
119. The amount required in the year ending on 30th June, 2017, for Recurrent Expenditure on salaries and other expenses for the Uganda Registration Services Bureau	14,820,813
120. The amount required in the year ending on 30th June, 2017, for Recurrent Expenditure on salaries and other expenses for the National Citizenship and Immigration Board	14,833,098
121. The amount required in the year ending on 30th June, 2017, for Recurrent Expenditure on salaries and other expenses for the Dairy Development Authority	4,484,702
122. The amount required in the year ending on 30th June, 2017, for Recurrent Expenditure on salaries and other expenses for the Kampala Capital City Authority... ..	174,578,545
123. The amount required in the year ending on 30th June, 2017, for Recurrent Expenditure on salaries and other expenses for the Rural Electrification Agency (REA)	30,480,000

SCHEDULE—continued

COLUMN 1	COLUMN 2
<i>Vote No.</i>	<i>Supply</i>
	<i>Shs. '000</i>
124. The amount required in the year ending on 30th June, 2017, for Recurrent Expenditure on salaries and other expenses for the Equal Opportunities Commission	4,346,808
125. The amount required in the year ending on 30th June, 2017, for Recurrent Expenditure on salaries and other expenses for the National Animal Genetic Res. Centre and Data Bank	4,880,000
126. The amount required in the year ending on 30th June, 2017, for Recurrent Expenditure on salaries and other expenses for the National Information Technology Authority	46,430,505
127. The amount required in the year ending on 30th June, 2017, for Recurrent Expenditure on salaries and other expenses of Administration and General expenses, of Muni University	7,117,054
128. The amount required in the year ending on 30th June, 2017, for Recurrent Expenditure on salaries and other expenses of Administration and General expenses, of Uganda National Examinations Board (UNEB)	68,921,475
129. The amount required in the year ending on 30th June, 2017, for Recurrent Expenditure on salaries and other expenses of Administration and General expenses, of Financial Intelligence Authority	6,610,000
132. The amount required in the year ending on 30th June, 2017, for Recurrent Expenditure on salaries, wages and other expenses of the Education Service Commission	5,027,358
133. The amount required in the year ending on 30th June, 2017, for Recurrent Expenditure on salaries, wages and other expenses of the Directorate of Public Prosecutions (DPP)	20,207,528
134. The amount required in the year ending on 30th June, 2017, for Recurrent Expenditure on salaries, wages and other expenses of the Health Service Commission	4,287,540
136. The amount required in the year ending on 30th June, 2017, for Recurrent Expenditure on salaries and other expenses of the Administration and General, of Makerere University	215,317,223
137. The amount required in the year ending on 30th June, 2017, for Recurrent Expenditure on salaries, wages and other expenses of the Central Administration, University Teaching Hospital, Science Education and Faculty of Medicine and Nursing of Mbarara University of Science and Technology	35,691,882

SCHEDULE—continued

COLUMN 1	COLUMN 2
<i>Vote No.</i>	<i>Supply</i>
	<i>Shs.'000</i>
138. The amount required in the year ending on 30th June, 2017, for Recurrent Expenditure on salaries and other expenses of the Administration and General, of Makerere University Business School (MUBS)... ..	57,049,819
139. The amount required in the year ending on 30th June, 2017, for Recurrent Expenditure on salaries, wages and other expenses of Kyambogo University	90,158,089
140. The amount required in the year ending on 30th June, 2017, for Recurrent Expenditure on salaries and other expenses of the Uganda Management Institute	23,028,116
141. The amount required in the year ending on 30th June, 2017, for Recurrent Expenditure on salaries and other expenses of the Uganda Revenue Authority	221,220,084
142. The amount required in the year ending on 30th June, 2017, for Recurrent Expenditure on salaries, wages and other expenses of the National Agriculture Research Organisation (NARO) Headquarters, Agricultural Research Information Centre, Namulonge Agric. and Animal Production Research Institute, Fisheries Research Institute, Livestock Health Research Institute, Forestry Research Institute, Serere Agricultural and Animal Production Research Institute, Food Science Research Institute, Agricultural Engineering and Technology Research Institute, Coffee Research Centre, Technology Generation and Technology Transfer	37,267,461
143. The amount required in the year ending on 30th June, 2017, for Recurrent Expenditure on salaries and other expenses of the Uganda Bureau of Statistics	36,161,504
144. The amount required in the year ending on 30th June, 2017, for Recurrent Expenditure on salaries and other expenses of Uganda Police Administration Services Department, Support Services Department, Technical Services Department, Criminal Investigation Services Department, Special Branch Services Department, Mobile Police Patrol Unit (MPPU), Local Defence Units (LDUs) and Anti-stock Theft Unit (ASTU)	394,249,060
145. The amount required in the year ending on 30th June, 2017, for Recurrent Expenditure on salaries and other expenses of the Prisons Headquarters, Prisons Industries, Prisons Farms, Prison Medical Services and Prison Regional Services... ..	131,904,440
146. The amount required in the year ending on 30th June, 2017, for Recurrent Expenditure on salaries and other expenses for the Public Service Commission	4,952,829

SCHEDULE—continued

COLUMN 1	COLUMN 2
<i>Vote No.</i>	<i>Supply</i>
	<i>Shs. '000</i>
147. The amount required in the year ending on 30th June, 2017, for Recurrent Expenditure on salaries, wages and other expenses of the Local Government Finance Commission	4,611,675
148. The amount required in the year ending on 30th June, 2017, for Recurrent Expenditure on salaries, wages and other expenses of the Judicial Service Commission... ..	2,940,146
149. The amount required in the year ending on 30th June, 2017, for Recurrent Expenditure on salaries and other expenses of the Administration and General expenses of Gulu University	29,727,618
150. The amount required in the year ending on 30th June, 2017, for Recurrent Expenditure on salaries and other expenses of the Administration and General expenses of the National Environment Management Authority (NEMA)	18,122,632
151. The amount required in the year ending on 30th June, 2017, for Recurrent Expenditure on salaries and other expenses of the Administration and General expenses of the Uganda Blood Transfusion Services	8,516,247
152. The amount required in the year ending on 30th June, 2017, for Recurrent Expenditure on salaries and other expenses of the Administration and General expenses of the National Agricultural Advisory Services Secretariat	6,194,732
153. The amount required in the year ending on 30th June, 2017, for Recurrent Expenditure on salaries and other expenses of the Administration and General expenses of the Public Procurement and Disposal of Public Assets Authority	9,189,380
154. The amount required in the year ending on 30th June, 2017, for Recurrent Expenditure on salaries and other expenses of the Administration and General expenses of the Uganda National Bureau of Standards	21,288,446
155. The amount required in the year ending on 30th June, 2017, for Recurrent Expenditure on salaries and other expenses of the Administration and General expenses of the Cotton Development Organisation	2,984,481
156. The amount required in the year ending on 30th June, 2017, for Recurrent Expenditure on salaries and other expenses of the Administration and General expenses of the Uganda Land Commission	876,247

SCHEDULE—continued

COLUMN 1	COLUMN 2
<i>Vote No.</i>	<i>Supply</i>
	<i>Shs.'000</i>
157. The amount required in the year ending on 30th June, 2017, for Recurrent Expenditure on salaries and other expenses of the Administration and General expenses of the National Forestry Authority	22,769,144
159. The amount required in the year ending on 30th June, 2017, for Recurrent Expenditure on salaries and other expenses of the Administration and General expenses of the External Security Organisation	26,542,661
160. The amount required in the year ending on 30th June, 2017, for Recurrent Expenditure on salaries and other expenses of the Administration and General expenses of the Uganda Coffee Development Authority... ..	87,411,900
161. The amount required in the year ending on 30th June, 2017, for Recurrent Expenditure on salaries and other expenses for Management, Medical Services and Common Services of Mulago Hospital Complex	43,849,335
162. The amount required in the year ending on 30th June, 2017, for Recurrent Expenditure on salaries and other expenses for Management of Butabika Hospital	9,893,770
301. The amount required in the year ending on 30th June, 2017, for Recurrent Expenditure on salaries and other expenses of the Administration and General expenses of the Lira University	6,902,476
302. The amount required in the year ending on 30th June, 2017, for Recurrent Expenditure on salaries and other expenses of the Administration and General expenses of the Uganda National Meteorological Authority	6,335,036
303. The amount required in the year ending on 30th June, 2017, for Recurrent Expenditure on salaries and other expenses of the Administration and General expenses of the National Curriculum Development Centre	8,882,260
304. The amount required in the year ending on 30th June, 2017, for Recurrent Expenditure on salaries and other expenses of the Administration and General expenses of the Uganda Virus Research Institute... ..	1,661,500
305. The amount required in the year ending on 30th June, 2017, for Recurrent Expenditure on salaries and other expenses of the Administration and General expenses of the Directorate of Government Analytical Laboratory	2,341,884

SCHEDULE—continued

COLUMN 1	COLUMN 2
<i>Vote No.</i>	<i>Supply</i>
	<i>Shs.'000</i>
306. The amount required in the year ending on 30th June, 2017, for Recurrent Expenditure on salaries and other expenses of the Administration and General expenses of the Uganda Export Promotion Board	3,351,544
307. The amount required in the year ending on 30th June, 2017, for Recurrent Expenditure on salaries and other expenses of the Administration and General expenses of the Kabale University ...	12,059,400
308. The amount required in the year ending on 30th June, 2017, for Recurrent Expenditure on salaries and other expenses of the Administration and General expenses of the Soroti University ...	5,007,000
163. The amount required in the year ending on 30th June, 2017, for Recurrent Expenditure on salaries, wages and other expenses of the Arua Referral Hospital	4,929,858
164. The amount required in the year ending on 30th June, 2017, for Recurrent Expenditure on salaries, wages and other expenses of the Fort Portal Referral Hospital	5,820,634
165. The amount required in the year ending on 30th June, 2017, for Recurrent Expenditure on salaries, wages and other expenses of the Gulu Referral Hospital... ..	5,058,001
166. The amount required in the year ending on 30th June, 2017, for Recurrent Expenditure on salaries, wages and other expenses of the Hoima Referral Hospital... ..	5,555,120
167. The amount required in the year ending on 30th June, 2017, for Recurrent Expenditure on salaries, wages and other expenses of the Jinja Referral Hospital	6,210,951
168. The amount required in the year ending on 30th June, 2017, for Recurrent Expenditure on salaries, wages and other expenses of the Kabale Referral Hospital	4,603,977
169. The amount required in the year ending on 30th June, 2017, for Recurrent Expenditure on salaries, wages and other expenses of the Masaka Referral Hospital	4,644,065
170. The amount required in the year ending on 30th June, 2017, for Recurrent Expenditure on salaries, wages and other expenses of the Mbale Referral Hospital... ..	6,549,971
171. The amount required in the year ending on 30th June, 2017, for Recurrent Expenditure on salaries, wages and other expenses of the Soroti Referral Hospital... ..	4,318,161

SCHEDULE—continued

Vote No.	COLUMN 1	COLUMN 2
		<i>Supply</i>
		<i>Shs.'000</i>
172.	The amount required in the year ending on 30th June, 2017, for Recurrent Expenditure on salaries, wages and other expenses of the Lira Referral Hospital	4,734,569
173.	The amount required in the year ending on 30th June, 2017, for Recurrent Expenditure on salaries, wages and other expenses of the Mbarara Referral Hospital	5,651,878
174.	The amount required in the year ending on 30th June, 2017, for Recurrent Expenditure on salaries, wages and other expenses of the Mubende Referral Hospital... ..	4,680,004
175.	The amount required in the year ending on 30th June, 2017, for Recurrent Expenditure on salaries, wages and other expenses of the Moroto Referral Hospital... ..	4,036,748
176.	The amount required in the year ending on 30th June, 2017, for Recurrent Expenditure on salaries, wages and other expenses of the Naguru Referral Hospital... ..	5,705,701
201.	The amount required in the year ending on 30th June, 2017, for Recurrent Expenditure on salaries, wages and other expenses of the Uganda Mission at the United Nations, New York	16,136,675
202.	The amount required in the year ending on 30th June, 2017, for Recurrent Expenditure on salaries, wages and other expenses of the Uganda High Commission in United Kingdom, London	5,877,848
203.	The amount required in the year ending on 30th June, 2017, for Recurrent Expenditure on salaries, wages and other expenses of the Uganda High Commission in Canada, Ottawa	4,525,414
204.	The amount required in the year ending on 30th June, 2017, for Recurrent Expenditure on salaries, wages and other expenses of the Uganda High Commission in India, New Delhi	4,268,136
205.	The amount required in the year ending on 30th June, 2017, for Recurrent Expenditure on salaries, wages and other expenses of the Uganda High Commission in Egypt, Cairo	2,342,496
206.	The amount required in the year ending on 30th June, 2017, for Recurrent Expenditure on salaries, wages and other expenses of the Uganda High Commission in Kenya, Nairobi	2,982,001
207.	The amount required in the year ending on 30th June, 2017, for Recurrent Expenditure on salaries, wages and other expenses of the Uganda High Commission in Tanzania, Dar-es-Salaam... ..	2,656,915

SCHEDULE—continued

COLUMN 1	COLUMN 2
<i>Vote No.</i>	<i>Supply</i>
	<i>Shs.'000</i>
208. The amount required in the year ending on 30th June, 2017, for Recurrent Expenditure on salaries, wages and other expenses of the Uganda High Commission in Nigeria, Abuja	2,258,684
209. The amount required in the year ending on 30th June, 2017, for Recurrent Expenditure on salaries, wages and other expenses of the Uganda High Commission in South Africa, Pretoria	2,454,952
210. The amount required in the year ending on 30th June, 2017, for Recurrent Expenditure on salaries, wages and other expenses of the Uganda Embassy in United States of America, Washington	7,232,081
211. The amount required in the year ending on 30th June, 2017, for Recurrent Expenditure on salaries, wages and other expenses of the Uganda Embassy in Ethiopia, Addis Ababa	2,320,496
212. The amount required in the year ending on 30th June, 2017, for Recurrent Expenditure on salaries, wages and other expenses of the Uganda Embassy in China, Beijing	4,270,043
213. The amount required in the year ending on 30th June, 2017, for Recurrent Expenditure on salaries, wages and other expenses of the Uganda Embassy in Rwanda, Kigali	2,247,465
214. The amount required in the year ending on 30th June, 2017, for Recurrent Expenditure on salaries, wages and other expenses of the Uganda Embassy in Switzerland, Geneva	6,781,610
215. The amount required in the year ending on 30th June, 2017, for Recurrent Expenditure on salaries, wages and other expenses of the Uganda Embassy in Japan, Tokyo	4,631,147
216. The amount required in the year ending on 30th June, 2017, for Recurrent Expenditure on salaries, wages and other expenses of the Uganda Embassy in Libya, Tripoli	2,491,033
217. The amount required in the year ending on 30th June, 2017, for Recurrent Expenditure on salaries, wages and other expenses of the Uganda Embassy in Saudi Arabia, Riyadh	2,797,916
218. The amount required in the year ending on 30th June, 2017, for Recurrent Expenditure on salaries, wages and other expenses of the Uganda Embassy in Denmark, Copenhagen	3,904,023
219. The amount required in the year ending on 30th June, 2017, for Recurrent Expenditure on salaries, wages and other expenses of the Uganda Embassy in Belgium, Brussels... ..	4,700,646

SCHEDULE—continued

COLUMN 1	COLUMN 2
<i>Vote No.</i>	<i>Supply</i>
	<i>Shs.'000</i>
220. The amount required in the year ending on 30th June, 2017, for Recurrent Expenditure on salaries, wages and other expenses of the Uganda Embassy in Italy, Rome	5,035,232
221. The amount required in the year ending on 30th June, 2017, for Recurrent Expenditure on salaries, wages and other expenses of the Uganda Embassy in DRC, Kinshasa	2,964,266
223. The amount required in the year ending on 30th June, 2017, for Recurrent Expenditure on salaries, wages and other expenses of the Uganda Embassy in Sudan, Khartoum... ..	2,280,264
224. The amount required in the year ending on 30th June, 2017, for Recurrent Expenditure on salaries, wages and other expenses of the Uganda Embassy in France, Paris	5,169,648
225. The amount required in the year ending on 30th June, 2017, for Recurrent Expenditure on salaries, wages and other expenses of the Uganda Embassy in Germany, Berlin	4,588,053
226. The amount required in the year ending on 30th June, 2017, for Recurrent Expenditure on salaries, wages and other expenses of the Uganda Embassy in Iran, Tehran	2,567,949
227. The amount required in the year ending on 30th June, 2017, for Recurrent Expenditure on salaries, wages and other expenses of the Uganda Embassy in Russia, Moscow	3,049,788
228. The amount required in the year ending on 30th June, 2017, for Recurrent Expenditure on salaries, wages and other expenses of the Uganda Embassy in Australia, Canberra... ..	3,831,079
229. The amount required in the year ending on 30th June, 2017, for Recurrent Expenditure on salaries, wages and other expenses of the Uganda Embassy in Southern Sudan, Juba	3,416,375
230. The amount required in the year ending on 30th June, 2017, for Recurrent Expenditure on salaries, wages and other expenses of the Uganda Embassy in United Arab Emirates, Abu Dhabi... ..	3,303,157
231. The amount required in the year ending on 30th June, 2017, for Recurrent Expenditure on salaries, wages and other expenses of the Uganda Embassy in Burundi, Bujumbura	1,667,676
232. The amount required in the year ending on 30th June, 2017, for Recurrent Expenditure on salaries, wages and other expenses of the Guangzhou Consulate in China	3,148,833

SCHEDULE—continued

COLUMN 1				COLUMN 2
<i>Vote No.</i>				<i>Supply</i>
				<i>Shs.'000</i>
233.	The amount required in the year ending on 30th June, 2017, for Recurrent Expenditure on salaries, wages and other expenses of the Mission in Ankara	3,306,210
234.	The amount required in the year ending on 30th June, 2017, for Recurrent Expenditure on salaries, wages and other expenses of the Mission in Mogadishu...	2,211,131
235.	The amount required in the year ending on 30th June, 2017, for Recurrent Expenditure on salaries, wages and other expenses of the Mission in Kuala Lumpur	2,815,053
236.	The amount required in the year ending on 30th June, 2017, for Recurrent Expenditure on salaries, wages and other expenses of the Mission in Mombasa	954,719
501.	The amount required in the year ending on 30th June, 2017, for Recurrent Expenditure on salaries, wages and other expenses for Delegated Services, Unconditional, Conditional and Equalisation Grants under Adjuvani District	15,106,735
502.	The amount required in the year ending on 30th June, 2017, for Recurrent Expenditure on salaries, wages and other expenses for Delegated Services, Unconditional, Conditional and Equalisation Grants under Apac District	22,469,626
503.	The amount required in the year ending on 30th June, 2017, for Recurrent Expenditure on salaries, wages and other expenses for Delegated Services, Unconditional, Conditional and Equalisation Grants, under Arua District	42,333,769
504.	The amount required in the year ending on 30th June, 2017, for Recurrent Expenditure on salaries, wages and other expenses for Delegated Services, Unconditional, Conditional and Equalisation Grants under Bugiri District	18,809,643
505.	The amount required in the year ending on 30th June, 2017, for Recurrent Expenditure on salaries, wages and other expenses for Delegated Services, Unconditional, Conditional and Equalisation Grants under Bundibugyo District	18,663,561
506.	The amount required in the year ending on 30th June, 2017, for Recurrent Expenditure on salaries, wages and other expenses for Delegated Services, Unconditional, Conditional and Equalisation Grants under Bushenyi District	16,854,661

SCHEDULE—continued

Vote No.	COLUMN 1	COLUMN 2
		<i>Supply</i>
		<i>Shs.'000</i>
507.	The amount required in the year ending on 30th June, 2017, for Recurrent Expenditure on salaries, wages and other expenses for Delegated Services, Unconditional and Conditional Grants under Busia District	17,601,116
508.	The amount required in the year ending on 30th June, 2017, for Recurrent Expenditure on salaries, wages and other expenses for Delegated Services, Unconditional, Conditional and Equalisation Grants under Gulu District	17,883,673
509.	The amount required in the year ending on 30th June, 2017, for Recurrent Expenditure on salaries, wages and other expenses for Delegated Services, Unconditional, Conditional and Equalisation Grants under Hoima District	18,488,057
510.	The amount required in the year ending on 30th June, 2017, for Recurrent Expenditure on salaries, wages and other expenses for Delegated Services, Unconditional and Conditional Grants under Iganga District...	31,868,402
511.	The amount required in the year ending on 30th June, 2017, for Recurrent Expenditure on salaries, wages and other expenses for Delegated Services, Unconditional, Conditional and Equalisation Grants under Jinja District	26,404,429
512.	The amount required in the year ending on 30th June, 2017, for Recurrent Expenditure on salaries, wages and other expenses for Delegated Services, Unconditional and Conditional Grants under Kabale District	31,558,575
513.	The amount required in the year ending on 30th June, 2017, for Recurrent Expenditure on salaries, wages and other expenses for Delegated Services, Unconditional, Conditional and Equalisation Grants under Kabarole District	24,770,968
514.	The amount required in the year ending on 30th June, 2017, for Recurrent Expenditure on salaries, wages and other expenses for Delegated Services, Unconditional and Conditional Transfers under Kaberamaido District	12,054,620
515.	The amount required in the year ending on 30th June, 2017, for Recurrent Expenditure on salaries, wages and other expenses for Delegated Services, Unconditional, Conditional and Equalisation Grants under Kalangala District	5,961,665
517.	The amount required in the year ending on 30th June, 2017, for Recurrent Expenditure on salaries, wages and other expenses for Delegated Services, Unconditional, Conditional and Equalisation Grants under Kamuli District	27,048,592

SCHEDULE—continued

COLUMN 1	COLUMN 2
<i>Vote No.</i>	<i>Supply</i>
	<i>Shs.'000</i>
518. The amount required in the year ending on 30th June, 2017, for Recurrent Expenditure on salaries, wages and other expenses for Delegated Services, Unconditional and Conditional Transfers under Kamwenge District	18,588,489
519. The amount required in the year ending on 30th June, 2017, for Recurrent Expenditure on salaries, wages and other expenses for Delegated Services, Unconditional and Conditional Transfers under Kanungu District	22,142,370
520. The amount required in the year ending on 30th June, 2017, for Recurrent Expenditure on salaries, wages and other expenses for Delegated Services, Unconditional and Conditional Grants under Kapchorwa District	8,519,427
521. The amount required in the year ending on 30th June, 2017, for Recurrent Expenditure on salaries, wages and other expenses for Delegated Services, Unconditional and Conditional Grants under Kasese District	40,458,246
522. The amount required in the year ending on 30th June, 2017, for Recurrent Expenditure on salaries, wages and other expenses for Delegated Services, Unconditional, Conditional and Equalisation Grants under Katakwi District	11,184,486
523. The amount required in the year ending on 30th June, 2017, for Recurrent Expenditure on salaries, wages and other expenses for Delegated Services, Unconditional and Conditional Transfers under Kayunga District	21,645,161
524. The amount required in the year ending on 30th June, 2017, for Recurrent Expenditure on salaries, wages and other expenses for Delegated Services, Unconditional, Conditional and Equalisation Grants under Kibaale District	10,694,095
525. The amount required in the year ending on 30th June, 2017, for Recurrent Expenditure on salaries, wages and other expenses for Delegated Services, Unconditional, Conditional and Equalisation Grants under Kiboga District	12,927,104
526. The amount required in the year ending on 30th June, 2017, for Recurrent Expenditure on salaries, wages and other expenses for Delegated Services, Unconditional and Conditional Grants under Kisoro District	22,733,865

SCHEDULE—continued

COLUMN 1	COLUMN 2
<i>Vote No.</i>	<i>Supply</i>
	<i>Shs. '000</i>
536. The amount required in the year ending on 30th June, 2017, for Recurrent Expenditure on salaries, wages and other expenses for Delegated Services, Unconditional, Conditional and Equalisation Grants under Mbale District	26,134,374
537. The amount required in the year ending on 30th June, 2017, for Recurrent Expenditure on salaries, wages and other expenses for Delegated Services, Unconditional, Conditional and Equalisation Grants under Mbarara District	24,614,544
538. The amount required in the year ending on 30th June, 2017, for Recurrent Expenditure on salaries, wages and other expenses for Delegated Services, Unconditional, Conditional and Equalisation Grants under Moroto District	7,450,883
539. The amount required in the year ending on 30th June, 2017, for Recurrent Expenditure on salaries, wages and other expenses for Delegated Services, Unconditional and Conditional Grants under Moyo District	14,225,285
540. The amount required in the year ending on 30th June, 2017, for Recurrent Expenditure on salaries, wages and other expenses for Delegated Services, Unconditional and Conditional Grants under Mpigi District	16,262,506
541. The amount required in the year ending on 30th June, 2017, for Recurrent Expenditure on salaries, wages and other expenses for Delegated Services, Unconditional and Conditional Transfers under Mubende District	22,308,192
542. The amount required in the year ending on 30th June, 2017, for Recurrent Expenditure on salaries, wages and other expenses for Delegated Services, Unconditional, Conditional and Equalisation Grants under Mukono District	26,608,751
543. The amount required in the year ending on 30th June, 2017, for Recurrent Expenditure on salaries, wages and other expenses for Delegated Services, Unconditional and Conditional Transfers under Nakapiripirit District	8,506,350
544. The amount required in the year ending on 30th June, 2017, for Recurrent Expenditure on salaries, wages and other expenses for Delegated Services, Unconditional, Conditional and Equalisation Grants under Nakasongola District	15,471,088

SCHEDULE—continued

COLUMN 1	COLUMN 2
<i>Vote No.</i>	<i>Supply</i>
	<i>Shs. '000</i>
527. The amount required in the year ending on 30th June, 2017, for Recurrent Expenditure on salaries, wages and other expenses for Delegated Services, Unconditional and Conditional Grants under Kitgum District	16,731,799
528. The amount required in the year ending on 30th June, 2017, for Recurrent Expenditure on salaries, wages and other expenses for Delegated Services, Unconditional, Conditional and Equalisation Grants under Kotido District	5,907,008
529. The amount required in the year ending on 30th June, 2017, for Recurrent Expenditure on salaries, wages and other expenses for Delegated Services, Unconditional, Conditional and Equalisation Grants under Kumi District	11,114,043
530. The amount required in the year ending on 30th June, 2017, for Recurrent Expenditure on salaries, wages and other expenses for Delegated Services, Unconditional and Conditional Transfers under Kyenjojo District	19,012,074
531. The amount required in the year ending on 30th June, 2017, for Recurrent Expenditure on salaries, wages and other expenses for Delegated Services, Unconditional, Conditional and Equalisation Grants under Lira District	20,522,799
532. The amount required in the year ending on 30th June, 2017, for Recurrent Expenditure on salaries, wages and other expenses for Delegated Services, Unconditional and Conditional Grants under Luwero District	35,398,733
533. The amount required in the year ending on 30th June, 2017, for Recurrent Expenditure on salaries, wages and other expenses for Delegated Services, Unconditional and Conditional Grants under Masaka District	12,581,127
534. The amount required in the year ending on 30th June, 2017, for Recurrent Expenditure on salaries, wages and other expenses for Delegated Services, Unconditional, Conditional and Equalisation Grants under Masindi District	12,746,476
535. The amount required in the year ending on 30th June, 2017, for Recurrent Expenditure on salaries, wages and other expenses for Delegated Services, Unconditional and Conditional Transfers under Mayuge District	23,147,532

SCHEDULE—continued

COLUMN 1	COLUMN 2
<i>Vote No.</i>	<i>Supply</i>
	<i>Shs.'000</i>
545. The amount required in the year ending on 30th June, 2017, for Recurrent Expenditure on salaries, wages and other expenses for Delegated Services, Unconditional, Conditional and Equalisation Grants under Nebbi District	17,679,153
546. The amount required in the year ending on 30th June, 2017, for Recurrent Expenditure on salaries, wages and other expenses for Delegated Services, Unconditional, Conditional and Equalisation Grants under Ntungamo District	29,520,498
547. The amount required in the year ending on 30th June, 2017, for Recurrent Expenditure on salaries, wages and other expenses for Delegated Services, Unconditional and Conditional Transfers under Pader District	13,669,694
548. The amount required in the year ending on 30th June, 2017, for Recurrent Expenditure on salaries, wages and other expenses for Delegated Services, Unconditional, Conditional and Equalisation Grants under Pallisa District	22,468,433
549. The amount required in the year ending on 30th June, 2017, for Recurrent Expenditure on salaries, wages and other expenses for Delegated Services, Unconditional, Conditional and Equalisation Grants under Rakai District	37,953,407
550. The amount required in the year ending on 30th June, 2017, for Recurrent Expenditure on salaries, wages and other expenses for Delegated Services, Unconditional and Conditional Grants under Rukungiri District	23,845,004
551. The amount required in the year ending on 30th June, 2017, for Recurrent Expenditure on salaries, wages and other expenses for Delegated Services, Unconditional, Conditional and Equalisation Grants under Sembabule District	17,027,803
552. The amount required in the year ending on 30th June, 2017, for Recurrent Expenditure on salaries, wages and other expenses for Delegated Services, Unconditional and Conditional Transfers under Sironko District	16,870,142
553. The amount required in the year ending on 30th June, 2017, for Recurrent Expenditure on salaries, wages and other expenses for Delegated Services, Unconditional, Conditional and Equalisation Grants under Soroti District	13,312,684

SCHEDULE—continued

COLUMN 1	COLUMN 2
<i>Vote No.</i>	<i>Supply</i>
	<i>Shs.'000</i>
563. The amount required in the year ending on 30th June, 2017, for Recurrent Expenditure on salaries, wages and other expenses for Delegated Services, Unconditional and Conditional Transfers under Koboko District	7,149,837
564. The amount required in the year ending on 30th June, 2017, for Recurrent Expenditure on salaries, wages and other expenses for Delegated Services, Unconditional and Conditional Transfers under Amolatar District	9,503,763
565. The amount required in the year ending on 30th June, 2017, for Recurrent Expenditure on salaries, wages and other expenses for Delegated Services, Unconditional and Conditional Transfers under Amuria District	15,206,110
566. The amount required in the year ending on 30th June, 2017, for Recurrent Expenditure on salaries, wages and other expenses for Delegated Services, Unconditional and Conditional Transfers under Manafwa District	23,256,183
567. The amount required in the year ending on 30th June, 2017, for Recurrent Expenditure on salaries, wages and other expenses for Delegated Services, Unconditional and Conditional Transfers under Bukwo District	10,643,151
568. The amount required in the year ending on 30th June, 2017, for Recurrent Expenditure on salaries, wages and other expenses for Delegated Services, Unconditional and Conditional Transfers under Mityana District	17,305,851
569. The amount required in the year ending on 30th June, 2017, for Recurrent Expenditure on salaries, wages and other expenses for Delegated Services, Unconditional and Conditional Transfers under Nakaseke District	16,613,667
570. The amount required in the year ending on 30th June, 2017, for Recurrent Expenditure on salaries, wages and other expenses for Delegated Services, Unconditional and Conditional Transfers under Amuru District	10,838,733
571. The amount required in the year ending on 30th June, 2017, for Recurrent Expenditure on salaries, wages and other expenses for Delegated Services, Unconditional and Conditional Transfers under Budaka District	12,420,696

SCHEDULE—continued

COLUMN 1	COLUMN 2
<i>Vote No.</i>	<i>Supply</i>
	<i>Shs.'000</i>
572. The amount required in the year ending on 30th June, 2017, for Recurrent Expenditure on salaries, wages and other expenses for Delegated Services, Unconditional and Conditional Transfers under Oyam District	19,798,121
573. The amount required in the year ending on 30th June, 2017, for Recurrent Expenditure on salaries, wages and other expenses for Delegated Services, Unconditional and Conditional Transfers under Abim District	9,179,978
574. The amount required in the year ending on 30th June, 2017, for Recurrent Expenditure on salaries, wages and other expenses for Delegated Services, Unconditional and Conditional Transfers under Namutumba District	15,138,424
575. The amount required in the year ending on 30th June, 2017, for Recurrent Expenditure on salaries, wages and other expenses for Delegated Services, Unconditional and Conditional Transfers under Dokolo District	11,034,910
576. The amount required in the year ending on 30th June, 2017, for Recurrent Expenditure on salaries, wages and other expenses for Delegated Services, Unconditional and Conditional Transfers under Buliisa District	6,722,150
577. The amount required in the year ending on 30th June, 2017, for Recurrent Expenditure on salaries, wages and other expenses for Delegated Services, Unconditional and Conditional Transfers under Maracha District	13,082,502
578. The amount required in the year ending on 30th June, 2017, for Recurrent Expenditure on salaries, wages and other expenses for Delegated Services, Unconditional and Conditional Transfers under Bukedea District	14,884,814
579. The amount required in the year ending on 30th June, 2017, for Recurrent Expenditure on salaries, wages and other expenses for Delegated Services, Unconditional and Conditional Transfers under Bududa District	12,179,214
580. The amount required in the year ending on 30th June, 2017, for Recurrent Expenditure on salaries, wages and other expenses for Delegated Services, Unconditional and Conditional Transfers under Lyantonde District	8,655,956

SCHEDULE—continued

COLUMN 1				COLUMN 2
<i>Vote No.</i>				<i>Supply</i>
				<i>Shs.'000</i>
554.	The amount required in the year ending on 30th June, 2017, for Recurrent Expenditure on salaries, wages and other expenses for Delegated Services, Unconditional, Conditional and Equalisation Grants under Tororo District	29,123,549
555.	The amount required in the year ending on 30th June, 2017, for Recurrent Expenditure on salaries, wages and other expenses for Delegated Services, Unconditional and Conditional Transfers under Wakiso District	38,446,574
556.	The amount required in the year ending on 30th June, 2017, for Recurrent Expenditure on salaries, wages and other expenses for Delegated Services, Unconditional and Conditional Transfers under Yumbe District	20,946,099
557.	The amount required in the year ending on 30th June, 2017, for Recurrent Expenditure on salaries, wages and other expenses for Delegated Services, Unconditional and Conditional Transfers under Butaleja District	17,024,753
558.	The amount required in the year ending on 30th June, 2017, for Recurrent Expenditure on salaries, wages and other expenses for Delegated Services, Unconditional and Conditional Transfers under Ibanda District	13,034,672
559.	The amount required in the year ending on 30th June, 2017, for Recurrent Expenditure on salaries, wages and other expenses for Delegated Services, Unconditional and Conditional Transfers under Kaabong District	10,494,172
560.	The amount required in the year ending on 30th June, 2017, for Recurrent Expenditure on salaries, wages and other expenses for Delegated Services, Unconditional and Conditional Transfers under Isingiro District	20,532,767
561.	The amount required in the year ending on 30th June, 2017, for Recurrent Expenditure on salaries, wages and other expenses for Delegated Services, Unconditional and Conditional Transfers under Kaliro District	14,296,698
562.	The amount required in the year ending on 30th June, 2017, for Recurrent Expenditure on salaries, wages and other expenses for Delegated Services, Unconditional and Conditional Transfers under Kiruhura District	15,001,867

SCHEDULE—continued

COLUMN 1	COLUMN 2
<i>Vote No.</i>	<i>Supply</i>
	<i>Shs. '000</i>
581. The amount required in the year ending on 30th June, 2017, for Recurrent Expenditure on salaries, wages and other expenses for Delegated Services, Unconditional and Conditional Transfers under Amudat District	3,400,209
582. The amount required in the year ending on 30th June, 2017, for Recurrent Expenditure on salaries, wages and other expenses for Delegated Services, Unconditional and Conditional Transfers under Buikwe District	13,505,040
583. The amount required in the year ending on 30th June, 2017, for Recurrent Expenditure on salaries, wages and other expenses for Delegated Services, Unconditional and Conditional Transfers under Buyende District	12,030,321
584. The amount required in the year ending on 30th June, 2017, for Recurrent Expenditure on salaries, wages and other expenses for Delegated Services, Unconditional and Conditional Transfers under Kyegegwa District	9,930,248
585. The amount required in the year ending on 30th June, 2017, for Recurrent Expenditure on salaries, wages and other expenses for Delegated Services, Unconditional and Conditional Transfers under Lamwo District	9,322,468
586. The amount required in the year ending on 30th June, 2017, for Recurrent Expenditure on salaries, wages and other expenses for Delegated Services, Unconditional and Conditional Transfers under Otuke District	7,269,817
587. The amount required in the year ending on 30th June, 2017, for Recurrent Expenditure on salaries, wages and other expenses for Delegated Services, Unconditional and Conditional Transfers under Zombo District	12,290,514
588. The amount required in the year ending on 30th June, 2017, for Recurrent Expenditure on salaries, wages and other expenses for Delegated Services, Unconditional and Conditional Transfers under Alebtong District	11,839,890
589. The amount required in the year ending on 30th June, 2017, for Recurrent Expenditure on salaries, wages and other expenses for Delegated Services, Unconditional and Conditional Transfers under Bulambuli District	11,607,214

SCHEDULE—continued

COLUMN 1		COLUMN 2
<i>Vote No.</i>		<i>Supply</i>
		<i>Shs. '000</i>
590.	The amount required in the year ending on 30th June, 2017, for Recurrent Expenditure on salaries, wages and other expenses for Delegated Services, Unconditional and Conditional Transfers under Buvuma District	4,401,769
591.	The amount required in the year ending on 30th June, 2017, for Recurrent Expenditure on salaries, wages and other expenses for Delegated Services, Unconditional and Conditional Transfers under Gomba District	10,591,914
592.	The amount required in the year ending on 30th June, 2017, for Recurrent Expenditure on salaries, wages and other expenses for Delegated Services, Unconditional and Conditional Transfers under Kiryandongo District	12,338,470
593.	The amount required in the year ending on 30th June, 2017, for Recurrent Expenditure on salaries, wages and other expenses for Delegated Services, Unconditional and Conditional Transfers under Luuka District	14,723,276
594.	The amount required in the year ending on 30th June, 2017, for Recurrent Expenditure on salaries, wages and other expenses for Delegated Services, Unconditional and Conditional Transfers under Namayingo District	11,727,937
595.	The amount required in the year ending on 30th June, 2017, for Recurrent Expenditure on salaries, wages and other expenses for Delegated Services, Unconditional and Conditional Transfers under Ntoroko District	6,034,730
596.	The amount required in the year ending on 30th June, 2017, for Recurrent Expenditure on salaries, wages and other expenses for Delegated Services, Unconditional and Conditional Transfers under Serere District	14,632,859
597.	The amount required in the year ending on 30th June, 2017, for Recurrent Expenditure on salaries, wages and other expenses for Delegated Services, Unconditional and Conditional Transfers under Kyankwanzi District	11,117,466
598.	The amount required in the year ending on 30th June, 2017, for Recurrent Expenditure on salaries, wages and other expenses for Delegated Services, Unconditional and Conditional Transfers under Kalungu District	13,973,721

SCHEDULE—continued

COLUMN 1	COLUMN 2
<i>Vote No.</i>	<i>Supply</i>
	<i>Shs. '000</i>
599. The amount required in the year ending on 30th June, 2017, for Recurrent Expenditure on salaries, wages and other expenses for Delegated Services, Unconditional and Conditional Transfers under Lwengo District	16,065,819
600. The amount required in the year ending on 30th June, 2017, for Recurrent Expenditure on salaries, wages and other expenses for Delegated Services, Unconditional and Conditional Transfers under Bukomansimbi District	10,056,334
601. The amount required in the year ending on 30th June, 2017, for Recurrent Expenditure on salaries, wages and other expenses for Delegated Services, Unconditional and Conditional Transfers under Mitooma District	14,036,468
602. The amount required in the year ending on 30th June, 2017, for Recurrent Expenditure on salaries, wages and other expenses for Delegated Services, Unconditional and Conditional Transfers under Rubirizi District	8,168,825
603. The amount required in the year ending on 30th June, 2017, for Recurrent Expenditure on salaries, wages and other expenses for Delegated Services, Unconditional and Conditional Transfers under Ngora District	10,440,263
604. The amount required in the year ending on 30th June, 2017, for Recurrent Expenditure on salaries, wages and other expenses for Delegated Services, Unconditional and Conditional Transfers under Napak District	6,648,235
605. The amount required in the year ending on 30th June, 2017, for Recurrent Expenditure on salaries, wages and other expenses for Delegated Services, Unconditional and Conditional Transfers under Kibuku District	11,942,850
606. The amount required in the year ending on 30th June, 2017, for Recurrent Expenditure on salaries, wages and other expenses for Delegated Services, Unconditional and Conditional Transfers under Nwoya District	8,155,502
607. The amount required in the year ending on 30th June, 2017, for Recurrent Expenditure on salaries, wages and other expenses for Delegated Services, Unconditional and Conditional Transfers under Kole District	14,670,142

SCHEDULE—continued

COLUMN 1				COLUMN 2
<i>Vote No.</i>				<i>Supply</i>
				<i>Shs.'000</i>
608.	The amount required in the year ending on 30th June, 2017, for Recurrent Expenditure on salaries, wages and other expenses for Delegated Services, Unconditional and Conditional Transfers under Butambala District	11,876,830
609.	The amount required in the year ending on 30th June, 2017, for Recurrent Expenditure on salaries, wages and other expenses for Delegated Services, Unconditional and Conditional Transfers under Sheema District	14,535,137
610.	The amount required in the year ending on 30th June, 2017, for Recurrent Expenditure on salaries, wages and other expenses for Delegated Services, Unconditional and Conditional Transfers under Buhweju District	6,201,425
611.	The amount required in the year ending on 30th June, 2017, for Recurrent Expenditure on salaries, wages and other expenses for Delegated Services, Unconditional and Conditional Transfers under Agago District	13,367,940
612.	The amount required in the year ending on 30th June, 2017, for Recurrent Expenditure on salaries, wages and other expenses for Delegated Services, Unconditional and Conditional Transfers under Kween District	8,139,298
613.	The amount required in the year ending on 30th June, 2017, for Recurrent Expenditure on salaries, wages and other expenses for Delegated Services, Unconditional and Conditional Transfers under Kagadi District	12,402,145
614.	The amount required in the year ending on 30th June, 2017, for Recurrent Expenditure on salaries, wages and other expenses for Delegated Services, Unconditional and Conditional Transfers under Kakumiro District	8,791,205
615.	The amount required in the year ending on 30th June, 2017, for Recurrent Expenditure on salaries, wages and other expenses for Delegated Services, Unconditional and Conditional Transfers under Omoro District	12,065,646
616.	The amount required in the year ending on 30th June, 2017, for Recurrent Expenditure on salaries, wages and other expenses for Delegated Services, Unconditional and Conditional Transfers under Rubanda District	8,362,738

SCHEDULE—*continued*

COLUMN 1	COLUMN 2
<i>Vote No.</i>	<i>Supply</i>
	<i>Shs. '000</i>
751. The amount required in the year ending on 30th June, 2017, for Unconditional and Conditional Grants for Arua Municipal Council	5,719,663
752. The amount required in the year ending on 30th June, 2017, for Unconditional and Conditional Grants for Entebbe Municipal Council	5,702,539
753. The amount required in the year ending on 30th June, 2017, for Unconditional, Conditional and Equalisation Grants for Fort Portal Municipal Council	6,085,418
754. The amount required in the year ending on 30th June, 2017, for Unconditional, Conditional and Equalisation Grants for Gulu Municipal Council	9,600,678
755. The amount required in the year ending on 30th June, 2017, for Unconditional and Conditional Grants for Jinja Municipal Council ...	9,857,186
757. The amount required in the year ending on 30th June, 2017, for Unconditional and Conditional Grants for Kabale Municipal Council	6,670,155
758. The amount required in the year ending on 30th June, 2017, for Unconditional, Conditional and Equalisation Grants for Lira Municipal Council	6,512,232
759. The amount required in the year ending on 30th June, 2017, for Unconditional and Conditional Grants for Masaka Municipal Council ...	5,461,636
760. The amount required in the year ending on 30th June, 2017, for Unconditional and Conditional Grants for Mbale Municipal Council ...	10,517,590
761. The amount required in the year ending on 30th June, 2017, for Unconditional and Conditional Grants for Mbarara Municipal Council	9,300,728
762. The amount required in the year ending on 30th June, 2017, for Unconditional and Conditional Grants for Moroto Municipal Council	1,672,013
763. The amount required in the year ending on 30th June, 2017, for Unconditional, Conditional and Equalisation Grants for Soroti Municipal Council	6,617,990
764. The amount required in the year ending on 30th June, 2017, for Unconditional, Conditional and Equalisation Grants for Tororo Municipal Council	4,852,360

SCHEDULE—continued

COLUMN 1	COLUMN 2
<i>Vote No.</i>	<i>Supply</i>
	<i>Shs.'000</i>
770. The amount required in the year ending on 30th June, 2017, for Unconditional, Conditional and Equalisation Grants for Kasese Municipal Council	7,543,569
771. The amount required in the year ending on 30th June, 2017, for Unconditional, Conditional and Equalisation Grants for Hoima Municipal Council	6,442,487
772. The amount required in the year ending on 30th June, 2017, for Unconditional, Conditional and Equalisation Grants for Mukono Municipal Council	7,937,437
773. The amount required in the year ending on 30th June, 2017, for Unconditional, Conditional and Equalisation Grants for Iganga Municipal Council	3,856,377
774. The amount required in the year ending on 30th June, 2017, for Unconditional, Conditional and Equalisation Grants for Masindi Municipal Council	6,139,454
775. The amount required in the year ending on 30th June, 2017, for Unconditional, Conditional and Equalisation Grants for Ntungamo Municipal Council	1,761,579
776. The amount required in the year ending on 30th June, 2017, for Unconditional, Conditional and Equalisation Grants for Busia Municipal Council	3,027,347
777. The amount required in the year ending on 30th June, 2017, for Unconditional, Conditional and Equalisation Grants for Bushenyi - Ishaka Municipal Council	5,019,236
778. The amount required in the year ending on 30th June, 2017, for Unconditional, Conditional and Equalisation Grants for Rukungiri Municipal Council	4,179,126
779. The amount required in the year ending on 30th June, 2017, for Unconditional, Conditional and Equalisation Grants for Nansana Municipal Council	6,185,665
780. The amount required in the year ending on 30th June, 2017, for Unconditional, Conditional and Equalisation Grants for Makindye-Ssabagabo Municipal Council	4,832,228

SCHEDULE—continued

COLUMN 1		COLUMN 2
<i>Vote No.</i>		<i>Supply</i>
		<i>Shs. '000</i>
781	The amount required in the year ending on 30th June, 2017, for Unconditional, Conditional and Equalisation Grants for Kira Municipal Council	4,968,870
782	The amount required in the year ending on 30th June, 2017, for Unconditional, Conditional and Equalisation Grants for Kisoro Municipal Council	3,683,130
783	The amount required in the year ending on 30th June, 2017, for Unconditional, Conditional and Equalisation Grants for Mityana Municipal Council	3,847,705
784	The amount required in the year ending on 30th June, 2017, for Unconditional, Conditional and Equalisation Grants for Kitgum Municipal Council	3,871,974
785	The amount required in the year ending on 30th June, 2017, for Unconditional, Conditional and Equalisation Grants for Koboko Municipal Council	3,199,702
786	The amount required in the year ending on 30th June, 2017, for Unconditional, Conditional and Equalisation Grants for Mubende Municipal Council	1,684,360
787	The amount required in the year ending on 30th June, 2017, for Unconditional, Conditional and Equalisation Grants for Kumi Municipal Council	3,485,080
788	The amount required in the year ending on 30th June, 2017, for Unconditional, Conditional and Equalisation Grants for Lugazi Municipal Council	3,980,197
789	The amount required in the year ending on 30th June, 2017, for Unconditional, Conditional and Equalisation Grants for Kamuli Municipal Council	3,676,915
790	The amount required in the year ending on 30th June, 2017, for Unconditional, Conditional and Equalisation Grants for Kapchorwa Municipal Council	4,180,135
791	The amount required in the year ending on 30th June, 2017, for Unconditional, Conditional and Equalisation Grants for Ibanda Municipal Council	4,407,229

SCHEDULE—continued


COLUMN 1		COLUMN 2
<i>Vote No.</i>		<i>Supply</i>
		<i>Shs.'000</i>
792	The amount required in the year ending on 30th June, 2017, for Unconditional, Conditional and Equalisation Grants for Njeru Municipal Council	4,595,410
793	The amount required in the year ending on 30th June, 2017, for Unconditional, Conditional and Equalisation Grants for Apac Municipal Council	1,056,084
794	The amount required in the year ending on 30th June, 2017, for Unconditional, Conditional and Equalisation Grants for Nebbi Municipal Council	4,754,381
795	The amount required in the year ending on 30th June, 2017, for Unconditional, Conditional and Equalisation Grants for Bugiri Municipal Council	1,804,679
796	The amount required in the year ending on 30th June, 2017, for Unconditional, Conditional and Equalisation Grants for Sheema Municipal Council	6,264,611
797	The amount required in the year ending on 30th June, 2017, for Unconditional, Conditional and Equalisation Grants for Kotido Municipal Council	1,644,499
DEVELOPMENT EXPENDITURE		
001	Office of the President	5,458,801
002	State House	16,620,176
003	Office of the Prime Minister	133,467,082
004	Ministry of Defence	614,216,534
005	Ministry of Public Service	8,050,533
006	Ministry of Foreign Affairs	773,606
007	Ministry of Justice and Constitutional Affairs	31,320,576
008	Ministry of Finance, Planning and Economic Development	272,560,003
009	Ministry of Internal Affairs	1,258,702
010	Ministry of Agriculture, Animal Industry and Fisheries	176,414,673
011	Ministry of Local Government	216,168,405
012	Ministry of Lands, Housing & Urban Development	105,945,241

1013	Ministry of Education, Science, Technology and Sports	502,717,988
1014	Ministry of Health	951,766,218
1015	Ministry of Trade, Industry and Cooperatives	25,107,170
1016	Ministry of Works and Transport	358,262,122
1017	Ministry of Energy and Mineral Development	2,108,632,508
1018	Ministry of Gender, Labour and Social Development	144,287,077
1019	Ministry of Water and Environment	510,257,784
1020	Ministry of Information & Communications Tech.	2,772,403
1021	Ministry of East African Community Affairs	621,686
1022	Ministry of Tourism, Wildlife and Antiquities	5,774,248
101	Judiciary	5,949,000
102	Electoral Commission	200,000
103	Inspectorate of Government (IG)	3,931,095
104	Parliamentary Commission	14,890,232
105	Law Reform Commission	200,020
106	Uganda Human Rights Commission	701,797
107	Uganda AIDS Commission	127,809
108	National Planning Authority	498,149
109	Law Development Centre	1,623,304
110	Uganda Industrial Research Institute	8,322,620
111	Busitema University	1,899,993
112	Ethics and Integrity	210,597
113	Uganda National Roads Authority	2,553,226,422
114	Uganda Cancer Institute	36,966,873
115	Uganda Heart Institute	4,500,000
116	National Medical Stores	-
117	Uganda Tourism Board	553,303
118	Road Fund	-
119	Uganda Registration Services Bureau	-
120	National Citizenship and Immigration Control	112,189,488
121	Dairy Development Authority	1,000,000
122	Kampala Capital City Authority	360,984,550
123	Rural Electrification Agency (REA)	279,484,223
124	Equal Opportunities Commission	300,000
125	National Animal Genetic Res. Centre and Data Bank	260,000
126	National Information Technology Authority	23,792,953
127	Muni University	5,040,000
128	Uganda National Examinations Board (UNEBC)	2,030,950
129	Financial Intelligence Authority	840,000
131	Auditor General	4,825,510
132	Education Service Commission	653,061

133	Directorate of Public Prosecutions	7,975,351
134	Health Service Commission	446,799
136	Makerere University	12,538,098
137	Mbarara University	3,933,769
138	Makerere University Business School	8,781,151
139	Kyambogo University	5,949,921
140	Uganda Management Institute	4,640,000
141	Uganda Revenue Authority	57,842,786
142	National Agricultural Research Organisation	76,869,374
143	Uganda Bureau of Statistics	20,476,957
144	Uganda Police Force	101,663,769
145	Uganda Prisons Services	29,966,609
146	Public Service Commission	783,815
147	Local Government Finance Commission	571,700
148	Judicial Service Commission	238,797
149	Gulu University	5,221,053
150	National Environment Management Authority	1,930,000
151	Uganda Blood Transfusion Service (UBTS)	370,000
152	NAADS Secretariat	312,412,723
153	PPDA	2,220,000
154	Uganda National Bureau of Standards	7,039,748
155	Uganda Cotton Development Organisation	4,411,000
156	Uganda Land Commission	14,788,999
157	National Forestry Authority	5,743,709
159	External Security Organisation	392,000
160	Uganda Coffee Development Authority	-
161	Mulago Hospital Complex	6,520,000
162	Butabika Hospital	1,808,141
301	Lira University	3,250,000
302	Uganda National Meteorological Authority	6,277,000
303	National Curriculum Development Centre	99,740
304	Uganda Virus Research Institute	-
305	Directorate of Government Analytical Laboratory	3,344,357
306	Uganda Export Promotion Board	546,281
307	Kabale University	670,000
308	Soroti University	6,000,000
163	Arua Referral Hospital	999,857
164	Fort Portal Referral Hospital	979,857
165	Gulu Referral Hospital	979,857
166	Hoima Referral Hospital	979,857
167	Jinja Referral Hospital	979,857

168	Kabale Referral Hospital	979,857
169	Masaka Referral Hospital	3,002,037
170	Mbale Referral Hospital	979,857
171	Soroti Referral Hospital	979,857
172	Lira Referral Hospital	979,857
173	Mbarara Referral Hospital	1,479,857
174	Mubende Referral Hospital	979,857
175	Moroto Referral Hospital	979,857
176	Naguru Referral Hospital	979,857
201	Ugandan Mission at the United Nations, New York	845,661
202	Uganda High Commission in United Kingdom, London	206,239
203	Uganda High Commission in Canada, Ottawa	150,000
204	Uganda High Commission in India, New Delhi	250,000
205	Uganda High Commission in Egypt, Cairo	728,296
206	Uganda High Commission in Kenya, Nairobi	320,000
207	Uganda High Commission in Tanzania, Dar-es-Salaam	1,039,370
208	Uganda High Commission in Nigeria, Abuja	114,276
209	Uganda High Commission in South Africa, Pretoria	357,608
210	Uganda Embassy in Washington	516,738
211	Uganda Embassy in Ethiopia, Addis Ababa	299,160
212	Uganda Embassy in China, Beijing	351,829
213	Uganda Embassy in Rwanda, Kigali	520,000
214	Uganda Embassy in Switzerland, Geneva	180,000
215	Uganda Embassy in Japan, Tokyo	155,200
216	Uganda Embassy in Libya, Tripoli	277,200
217	Uganda Embassy in Saudi Arabia, Riyadh	100,000
218	Uganda Embassy in Denmark, Copenhagen	490,000
219	Uganda Embassy in Belgium, Brussels	884,486
220	Uganda Embassy in Italy, Rome	180,000
221	Uganda Embassy in DRC, Kinshasa	1,125,360
223	Uganda Embassy in Sudan, Khartoum	255,614
224	Uganda Embassy in France, Paris	800,000
225	Uganda Embassy in Germany, Berlin	300,000
226	Uganda Embassy in Teheran	42,851
227	Uganda Embassy in Moscow	284,800
228	Uganda Embassy in Canberra	140,096
229	Uganda Embassy in Juba	2,000,000
230	Uganda Embassy in Abu Dhabi	197,717
231	Uganda Embassy in Bujumbura	700,084
232	Guangzhou Consulate in China	1,000,000
233	Mission in Ankara	200,000

234	Mission in Mogadishu	415,216
235	Mission in Kuala Lumpur	200,000
236	Mission in Mombasa	302,200
501	Adjumani District	2,898,599
502	Apac District	4,582,425
503	Arua District	7,276,876
504	Bugiri District	1,890,812
505	Bundibugyo District	2,167,939
506	Bushenyi District	856,523
507	Busia District	2,960,287
508	Gulu District	2,073,089
509	Hoima District	2,128,548
510	Iganga District	2,079,753
511	Jinja District	1,950,275
512	Kabale District	1,575,594
513	Kabarole District	2,942,279
514	Kaberamaido District	3,555,105
515	Kalangala District	434,188
517	Kamuli District	1,814,228
518	Kamwenge District	2,185,808
519	Kanungu District	1,753,556
520	Kapchorwa District	1,331,539
521	Kasese District	4,198,309
522	Katakwi District	2,513,128
523	Kayunga District	2,430,367
524	Kibale District	2,389,285
525	Kiboga District	1,453,109
526	Kisoro District	1,279,164
527	Kitgum District	3,213,492
528	Kotido District	2,329,145
529	Kumi District	2,682,974
530	Kyenjonjo District	2,268,946
531	Lira District	3,837,768
532	Luwero District	3,086,334
533	Masaka District	1,752,508
534	Masindi District	2,307,430
535	Mayuge District	1,770,121
536	Mbale District	3,675,517
537	Mbarara District	1,426,012
538	Moroto District	1,562,958
539	Moyo District	1,800,400



Bill No. 9*Appropriation Bill***2016**

540	Mpigi District	1,038,365
541	Mubende District	3,928,630
542	Mukono District	2,570,629
543	Nakapiripirit District	2,990,233
544	Nakasongola District	1,380,506
545	Nebbi District	3,993,405
546	Ntungamo District	2,259,346
547	Pader District	2,784,115
548	Pallisa District	4,360,914
549	Rakai District	2,010,935
550	Rukungiri District	1,390,435
551	Sembabule District	1,106,762
552	Sironko District	2,497,616
553	Soroti District	3,072,467
554	Tororo District	5,196,222
555	Wakiso District	14,697,024
556	Yumbe District	5,399,141
557	Butaleja District	2,361,066
558	Ibanda District	750,520
559	Kaabong District	2,755,689
560	Isingiro District	1,840,850
561	Kaliro District	1,076,144
562	Kiruhura District	1,430,417
563	Koboko District	1,377,829
564	Amolatar District	2,273,912
565	Amuria District	3,906,550
566	Manafwa District	3,420,282
567	Bukwo District	1,461,516
568	Mityana District	1,568,371
569	Nakaseke District	1,345,955
570	Amuru District	2,877,614
571	Budaka District	2,285,760
572	Oyam District	4,480,552
573	Abim District	1,979,041
574	Namutumba District	1,136,406
575	Dokolo District	2,606,081
576	Bullisa District	1,441,696
577	Maracha District	2,410,196
578	Bukedea District	2,645,363
579	Bududa District	2,704,243
580	Lyantonde District	1,054,377

581	Amudat District	1,967,653
582	Buikwe District	1,294,377
583	Buyende District	1,492,753
584	Kyegegwa District	1,679,708
585	Lamwo District	2,154,272
586	Otuke District	2,496,744
587	Zombo District	2,464,758
588	Alebtong District	2,869,840
589	Bulambuli District	2,019,151
590	Buvuma District	803,766
591	Gomba District	885,473
592	Kiryandongo District	2,295,342
593	Luuka District	1,219,762
594	Namayingo District	1,173,357
595	Ntoroko District	620,906
596	Serere District	3,261,238
597	Kyankwanzi District	1,640,651
598	Kalungu District	720,310
599	Lwengo District	1,955,275
600	Bukomansimbi District	768,505
601	Mitooma District	1,052,825
602	Rubirizi District	722,401
603	Ngora District	1,875,416
604	Napak District	2,255,074
605	Kibuku District	2,294,174
606	Nwoya District	2,518,395
607	Kole District	2,847,576
608	Butambala District	1,354,892
609	Sheema District	913,470
610	Buhweju District	1,097,590
611	Agago District	3,274,120
612	Kween District	1,481,617
613	Kagadi District	3,729,546
614	Kakumiro District	2,774,517
615	Omoro District	3,151,783
616	Rubanda District	1,806,388
751	Arua Municipal Council	6,921,922
752	Entebbe Municipal Council	6,274,127
753	Fort-Portal Municipal Council	4,792,170
754	Gulu Municipal Council	20,137,041
755	Jinja Municipal Council	6,450,995

Bill No. 9**Appropriation Bill****2016**

757	Kabale Municipal Council	4,295,396
758	Lira Municipal Council	10,688,040
759	Masaka Municipal Council	8,735,120
760	Mbale Municipal Council	8,548,189
761	Mbarara Municipal Council	14,408,531
762	Moroto Municipal Council	2,229,273
763	Soroti Municipal Council	5,156,879
764	Tororo Municipal Council	4,358,702
770	Kasese Municipal Council	707,897
771	Hoima Municipal Council	8,357,371
772	Mukono Municipal Council	746,932
773	Iganga Municipal Council	325,300
774	Masindi Municipal Council	539,641
775	Ntungamo Municipal Council	707,881
776	Busia Municipal Council	349,229
777	Bushenyi - Ishaka Municipal Council	279,916
778	Rukungiri Municipal Council	263,134
779	Nansana Municipal Council	1,814,399
780	Makindye-Ssabagabo Municipal Council	1,426,229
781	Kira Municipal Council	1,532,857
782	Kisoro Municipal Council	718,451
783	Mityana Municipal Council	630,246
784	Kitgum Municipal Council	537,627
785	Koboko Municipal Council	991,833
786	Mubende Municipal Council	456,019
787	Kumi Municipal Council	688,372
788	Lugazi Municipal Council	695,011
789	Kamuli Municipal Council	565,560
790	Kapchorwa Municipal Council	473,346
791	Ibanda Municipal Council	588,699
792	Njeru Municipal Council	609,224
793	Apac Municipal Council	331,571
794	Nebbi Municipal Council	451,717
795	Bugiri Municipal Council	394,682
796	Sheema Municipal Council	599,282
797	Kotido Municipal Council	491,883
TOTAL		17,710,999,834

PARLIAMENTARY LIBRARY
P. O. Box 7178, KAMPALA
★ 15 APR 2016 ★
ACC. No:
CALL No: